

**Mayor George C. Brown
&
The City Council**

Present:

**The City of Wilkes-Barre, Pennsylvania's
FIVE YEAR CONSOLIDATED PLAN
2020 – 2024**



Prepared by:

**Office of Economic & Community Development
Joyce Morrash Zaykowski, Director
40 East Market Street
Wilkes-Barre PA 18711
Phone: 570-208-4138
Fax: 570-208-4136
TTD: 570-822-1111**



Executive Summary

ES-05 Executive Summary - 24 CFR 91.200(c), 91.220(b)

1. Introduction

The City of Wilkes-Barre, Pennsylvania, has prepared a Five-Year Consolidated Plan to identify housing and community development needs and to develop specific goals and objectives to address those needs over a five-year period. This Five-Year Consolidated Plan for the City covers the period of January 1, 2020, until December 31, 2024. The Consolidated Plan allows the City to continue to receive federal housing and community development funds as a direct Entitlement from the U.S. Department of Housing and Urban Development (HUD). In order to continue to receive these funds for Fiscal Year 2020, the City of Wilkes-Barre must submit its Five-Year Consolidated Plan and FY 2020 Annual Action Plan to HUD no later than August 16, 2020. The 2020-2024 Consolidated Plan stipulates that the City's Department of Economic & Community Development will administer the community development programs for the Community Development Block Grant (CDBG) and HOME Investment Partnerships (HOME) Programs. A detailed description of the coordinated consultation process utilized for the development of this plan can be found in section PR-10 Consultation - 91.100, 91.110, 91.200(b), 91.300(b), 91.215(l) and 91.315(l).

The FY 2020-2024 Consolidated Plan describes to HUD how the City of Wilkes-Barre intends to use federal and non-federal resources to meet community needs. The funds are intended to provide low- and moderate-income households with viable communities by addressing one of HUD's three objectives:

- Provide decent housing
- Create a suitable living environment
- Create economic opportunities

Eligible activities include community facilities and improvements, roads and infrastructure, housing rehabilitation and preservation, development activities, public services, economic development, planning, and administration.

Program outcomes are designed to show how each activity benefits the community or people served. All activities must provide one of the following benefits:

- Improved Availability/Accessibility
- Improved Affordability
- Sustainability

Community Development Block Grant funds to address the needs outlined in this Plan are anticipated to be approximately \$1,500,000.00 for each of the next five years. HOME funds are estimated to be \$350,000.00 each year.

2. Summary of the objectives and outcomes identified in the Plan Needs Assessment Overview

The allocation awarded to the City of Wilkes-Barre through the Community Development Block Grant (CDBG) and Home Investment Partnership Program (HOME) will be used over the next five years to address the needs as outlined in the Strategic Plan.

The following are the goals for housing, community development, homeless and special needs. It is the goal of the City to provide rehabilitation assistance to owner occupied homes and acquisition/rehabilitation of substandard housing units that are suitable for rehabilitation. Public facilities, infrastructure improvements, ADA compliance, demolition of substandard structures not suitable for rehabilitation and public service activities including child care, youth services, victims of crime and helping persons with special needs and disabilities. Additionally, prepare for, prevent and respond to any and all natural disasters and/or pandemics as they arise.

It is with the establishment of these goals the City of Wilkes-Barre can create the following objectives:

- Create suitable living environments
- Provide decent affordable housing
- Create economic opportunities

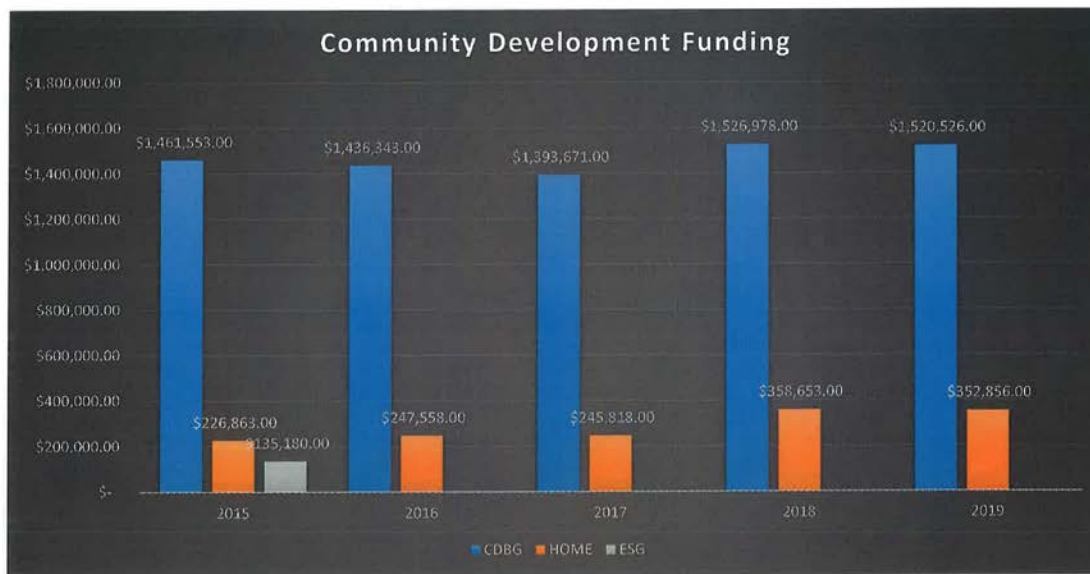
Which will lead to the following outcomes:

- Availability/accessibility
- Affordability
- Sustainability

3. Evaluation of past performance

While a fluctuation in federal funding over the past several years made it difficult to plan, we believe that we were successful in meeting our goals as outlined in the previous consolidated plan. The City of Wilkes-Barre has to evaluate our CDBG & HOME program funds on a yearly basis in order to maximize the outcomes that best serve our resident's needs. Fortunately, the City of Wilkes-Barre was successful in finding other sources of funding to fill some gaps.

Over the course of the last two years of the previous 2015-2019 5 year consolidated plan the City saw an increase in both CDBG and HOME funding, but we have not received ESG funding since FY2015. Which ultimately led the City to add the homeless shelter providers within the City of Wilkes-Barre to our list of CDBG funded subrecipients to meet that very important need.



Funding levels

4. Summary of citizen participation process and consultation process

The City of Wilkes-Barre began its preparation of the 5 year plan in August 2019 with a series of letters to various agencies requesting their input regarding housing needs and supportive services for special population groups. Two public hearings were held to solicit citizen input on the plan, first on November 6, 2019, and second on January 27, 2020.

Due to the COVID-19 pandemic, the City of Wilkes-Barre was awarded CDBG COVID-19 additional funding. The award letter, announcing the additional funding, was posted on the City's website (<https://www.wilkes-barre.city/office-economic-community-development>). A Public Notice, which was published in the local newspaper on April 9, 2020, directed interested parties to the City's website to review all budgets/action plans and provide public comment.

Demo

The 30 day public comment periods for the City's 2 Public Meetings and 1 Public Notice were as follows. See attached Public Meeting and Notice ad's below.

Public Meeting November 6, 2019: Public Comment period November 6, 2019 to December 9, 2019

Public Meeting January 27, 2020: Public Comment period January 27, 2020 to February 28, 2020

Public Notice-CDBG-CV published April 9, 2020 with a 5 day Public Comment period until April 16, 2020.

The Luzerne County Continuum of Care (CoC) was also consulted for their input.

See "Grantee unique appendices" for The City of Wilkes-Barre's Citizen Participation Plan.

TE
10/31/19

**PUBLIC MEETING
CITY OF WILKES-BARRE
COMMUNITY DEVELOPMENT PROGRAM**

The City of Wilkes-Barre will hold a public hearing on Wednesday, November 6, 2019 in City Council Chambers of Wilkes-Barre City Hall at 5:00 p.m. The Purpose of this hearing is:

- To review the progress as required by the City's Consolidated Plan covering FY2019 Community Development Block Grant (CDBG) and HOME investment Partnership (HOME).
- To solicit Citizens Input regarding the budget and Annual Action Plan for year 2020.
- To solicit Citizens input regarding the 5- year consolidated plan covering years 2020-2025.

The public, as well as, any interested agency, are invited to attend. Comments will be accepted until Monday, December 9, 2019 and will be submitted to HUD.

Forward written comments to:

Office of Economic & Community Development, Attention Joyce Zaykowski, 40 East Market Street, Wilkes-Barre, PA 18711 or Jzaykowski@wilkes-barre.pa.us.

Wilkes-Barre City Hall is a facility which is accessible to persons with disabilities. Non-English speaking and/or Disabled Persons who require special accommodations should notify Ms. Nicole Ference at (570) 208-4134 or TTD (570) 821-1111.



**Anthony G. George
Mayor**

The City of Wilkes-Barre is an
Equal Opportunity/Affirmative Action Employer

80942418

Public Meeting-November 6, 2019

CV
1/7/2020

PUBLIC MEETING

CITY OF WILKES-BARRE JN 1/7/20


Office Of Economic & Community Development

The City of Wilkes-Barre will hold a public hearing on Monday, January 27th in City Council Chambers of Wilkes-Barre City Hall at 5:30 p.m. The Purpose of this hearing is:

- To review the progress and present information on the proposed Consolidated Annual Performance and Evaluation Report, which details activities related to the expenditures of the Community Block Grant (CDBG) and HOME Investment Partnership (HOME) program funds during fiscal year ending December 31, 2019, as required by the City's Consolidated Plan covering FY2019. The information regarding this report will be available for public review at the Wilkes-Barre Office of Economic & Community Development, Wilkes-Barre City Hall, 40 East Market Street, Wilkes-Barre, PA 18711. The final report will be submitted to the United States Department of Housing and Urban Development no later than March 31, 2020.
- To solicit Citizens input regarding the budget and Annual Action Plan for year 2020.
- To solicit Citizens input regarding the 5- year consolidated plan covering years 2020-2024.

The public, as well as, any interested agency, are invited to attend. Comments will be accepted until Friday, February 28, 2020 and will be submitted to HUD. Forward written comments to:
Office of Economic & Community Development, Attention Joyce Zaykowski, 40 East Market Street, Wilkes-Barre, PA 18711 or jzaykowski@wilkes-barre.pa.us.

Wilkes-Barre City Hall is a facility which is accessible to persons with disabilities. Non-English speaking and/or Disabled Persons who require special accommodations should notify Ms. Nicole Ference at (570) 208-4134 or TTD (570) 821-1111.



George Brown, Mayor
City of Wilkes-Barre

*The City of Wilkes-Barre is an
Equal Opportunity/Affirmative Action Employer*

Public Meeting-January 27, 2020

Times Leader
4/9/2020

PUBLIC NOTICE

The City of Wilkes-Barre is soliciting public input regarding additional activities added to the 2020 Action Plan/2020-2024 Consolidated Plan, due to additional resources being made available through the Community Development Block Grant Fund, to respond the Covid-19 Pandemic. The proposed additional activities are available for review on the City's Website at www.wilkes-barre.city

The public, as well as, any interested agency, are invited to comment. Comments will be accepted until April 16, 2020 and will be submitted to HUD with the final report. Please send comments via email to: jzaykowski@wilkes-barre.pa.us

Or mail to
The Office of Economic & Community Development,
Attn: Joyce Zaykowski, Director, 40 East Market Street, Wilkes-Barre, PA 18711
(570) 208-4138

Although currently closed to the public, Wilkes-Barre City Hall is a facility accessible to persons with disabilities. Non-English speaking and/or disabled persons who require special accommodations should notify Nicole Ference at (570) 208-4134 or TDD (570) 821-1111.

George C. Brown
Mayor

The City of Wilkes-Barre is an Equal Opportunity/Affirmative Action Employer

8095021

Public Notice April 9, 2020

5. Summary of public comments

The following comments were received during the open discussion portion of our Public Meeting held on November 6, 2019.

Crystal Kolonski from VOA thanked OCD for our contribution to VOA's Women's Shelter and transitional housing. Expressed the continued need and the success of their new programs that concentrates on transitional housing.

John Suchoski, resident, expressed his opinions of land banks and how the city should start getting involved, it would reduce blight and put houses back on the tax rolls.

Darren Snyder, resident, asked how we choose our subrecipients. He was advised we are always open to new public services and explained the qualifications. He suggested a grant to subsidize local kids' sport leagues, as not all kids have the money to join these private leagues; therefore, can't participate.

Demo

He said he would like to alleviate the stress of pay to play. Kids in lower demographics that participates in sports are less likely to get in trouble and do better in school.

Received public comment via mail from Frank Hershberger, IR Director for the City of Wilkes-Barre, requesting ADA accessibility funding for DPW building, where he is proposing emergency offices (\$20,000.00 requested for elevator).

Received letter from resident John Suchoski, regarding more funding being used on park improvements.

The following comments were received during the open discussion portion of our Public Meeting held on January 27, 2020.

Crystal Kolonski from VOA asked if a subrecipient could submit more than one application and advised that the Give Hope Program was not funded again by previous funding and they currently have no funding for this transitional program to help the homeless. I provided her with an additional application and told her we would see would gladly evaluate all applications thoroughly and review them with the administration as well.

John Suchoski, resident, suggested leaving green space by HDC and build a playground around the corner in an area he believes belongs to the city.

Tony Brooks, Councilman for District B recommended funding for a tree commission service to help low-mod residence remove dead trees that could pose a hazard (i.e. fall on house, roots coming up could cause other issues with house and safety would be at risk) and replace them with a healthy one.

2/13/2020 Sam Troy and 2 other residents on the tree commission dropped off public comment stating the following...

To incorporating funding for more trees to be distributed throughout the city streets, specifically tree lawns on streets that have none or very few. Trees are very important on the impact of the city's climate change, property value, public health and mitigation.

Consider renovating the existing city pool at the public park (Minor Park) and/or starting a fund that would eventually be used to develop a new pool at one of the existing public parks.

The following comment was received during the public comment period for our Public Notice published on **April 9, 2020**.

Beth Gilbert-McBride, W-B Councilwoman sent a comment asking us to give consideration in taking some money from the from "for profit business assistance" line in the covid-19 budget and add a line for partnering with other nonprofits that subsidize rent and mortgage for those effected low mod residents. Mrs. McBride was advised that the non-profit entities are considered public service and must offer eligible activities conducive to the Community Development Block Grant Covid-19 Citations and

cannot be a duplicate of another. I will accept the comment though, due to the fact COVID-19 CDBG funds may change or extend eligible activities.

6. Summary of comments or views not accepted and the reasons for not accepting them

All comments & views were accepted.

7. Summary

The City of Wilkes-Barre's Consolidated Plan is a prerequisite for receiving funding through the U. S. Department of Housing and Urban Development (HUD) for two (2) federal entitlement programs. The City of Wilkes-Barre is a recipient of two programs: Community Development Block Grant Program (CDBG) and HOME Investment Partnership Program.

The purpose is to guide funding decisions regarding use of federal resources. The City of Wilkes-Barre has prepared this Consolidated Plan to strategically implement the CDBG and HOME Programs to utilize the funds for housing, public facility and infrastructure improvements, public services, homeless, non-homeless, veterans, families, individuals over the next five years January 1, 2020 to December 31, 2024.

The City of Wilkes-Barre has also prepared an Annual Action Plan for 2020 (January 1, 2020 to December 31, 2020). This plan identifies the funding for projects that address the City of Wilkes-Barre's priorities as stated in the Consolidated Plan.

The Process

PR-05 Lead & Responsible Agencies 24 CFR 91.200(b)

1. Describe agency/entity responsible for preparing the Consolidated Plan and those responsible for administration of each grant program and funding source

The following are the agencies/entities responsible for preparing the Consolidated Plan and those responsible for administration of each grant program and funding source.

Agency Role	Name	Department/Agency
CDBG Administrator	WILKES-BARRE	Bureau of Community Development
HOME Administrator	WILKES-BARRE	Bureau of Community Development
ESG Administrator	WILKES-BARRE	O.E.C.D.

Table 1 – Responsible Agencies

Narrative

The City of Wilkes-Barre's Office of Economic & Community Development is under the direction of Joyce Morrash Zaykowski, Director, who coordinates the daily operations of the O.E.C.D. office. In addition, the Director is responsible to verify eligibility of all projects, verifies invoices for accuracy, maintains all financial records for the office and oversees the City's Community Development Programs utilizing the Community Development Block Grant Program and The HOME Investment Partnership Program. The Director also performs tasks on the Integrated Disbursement and Information System as required by HUD.

Assisting the Director is Nicholas Cave, Program Manager. The Program Manager's responsibilities include assisting the Director in maintaining primary responsibility for the executions and administration of all federal statutory and regulatory requirements of the Community Development Block Grant Program and HOME Investment Partnership Program. The Program Manager advises the Director on policy decisions and options relating to the direction of community development activities and actions necessary for program consistency with federal statutory and regulatory requirements. The Program Manager works with citizen organizations and individuals in the public and private sectors in the formulation of plans and programs for community development activities, as well as serving as a liaison for the Luzerne County Continuum of Care, CDBG Program Public Service subrecipients and the HOME Investment Partnership Program. The Program Manager also, performs tasks on the Integrated Disbursement and Information System, as required by HUD.

Consolidated Plan Public Contact Information

Demo

Joyce Morrash Zaykowski

40 East Market Street

Wilkes-Barre, PA 18711

570-280-4138-P

570-208-4136-F

jzaykowski@wilkes-barre.pa.us

PR-10 Consultation – 91.100, 91.110, 91.200(b), 91.300(b), 91.215(I) and 91.315(I)

1. Introduction

The City of Wilkes-Barre has prepared a Five-Year Consolidated Plan for the Years 2020 through 2024 in order to strategically implement federal programs that fund housing, community development and economic development activities within the City. Through a collaborative planning process that involved a broad range of public and private agencies, the City developed this consolidated planning and application document for the use of federal entitlement funds available through the Community Development Block Grant (CDBG) and HOME Investment Partnership (HOME) Programs. The City will submit this 2020-2024 5 Year Consolidated Plan and the 2020 Annual Action Plan to the U. S. Department of Housing and Urban Development (HUD) no later than May 4, 2020.

Provide a concise summary of the jurisdiction's activities to enhance coordination between public and assisted housing providers and private and governmental health, mental health and service agencies (91.215(I)).

Through interactions with various groups such as the Wilkes-Barre Housing Authority & the Housing Development Corporation of NEPA as well as social service providers such as Luzerne County Health & Human Services, Wyoming Valley Children's Association & child care programs, the City believes it has sufficient coordination in the preparation of this 2020-2024 5 Year Consolidated Plan. Note, the City has and will continue to take every opportunity to encourage enhanced coordination amongst all social service providers.

Describe coordination with the Continuum of Care and efforts to address the needs of homeless persons (particularly chronically homeless individuals and families, families with children, veterans, and unaccompanied youth) and persons at risk of homelessness

The mission of the Luzerne County Continuum of Care (CoC) is to provide a seamless delivery process for housing and supportive services for all people experiencing a housing crisis in Wilkes-Barre and the County of Luzerne as a whole, through coordinated activities and relationships with other federal, state, local and private funded programs to address the needs of the homeless, including the chronically homeless or at risk of homelessness.

Describe consultation with the Continuum(s) of Care that serves the jurisdiction's area in determining how to allocate ESG funds, develop performance standards and evaluate outcomes, and develop funding, policies and procedures for the administration of HMIS

Staff from Wilkes-Barre City's Bureau of Community Development along with staff from the Luzerne County Office of Community Development made presentations at the June 4, 2019, CoC Board Meeting regarding the requirements for Emergency Solutions Grant (ESG) funds and proposed activities, as well as the performance standards previously developed for ESG and solicited comments. It should be noted that although the City of Wilkes-Barre no longer is a recipient of ESG funding, we believe it is vital to be part of the consultation process.

2. Describe Agencies, groups, organizations and others who participated in the process and describe the jurisdictions consultations with housing, social service agencies and other entities

Table 2 – Agencies, groups, organizations who participated

1	Agency/Group/Organization	COMMISSION ON ECONOMIC OPPORTUNITY
	Agency/Group/Organization Type	Housing Services-homeless
	What section of the Plan was addressed by Consultation?	Lead-based Paint Strategy Homelessness Strategy Homeless Needs - Chronically homeless Homeless Needs - Families with children Homelessness Needs - Veterans
	How was the Agency/Group/Organization consulted and what are the anticipated outcomes of the consultation or areas for improved coordination?	Consultation was done by letter seeking information on the housing needs within the City of Wilkes-Barre as well as the homeless services currently offered. The anticipated outcome is to have the most up to date referral process for services.
2	Agency/Group/Organization	HOUSING DEVELOPMENT CORPORATION OF NEPA
	Agency/Group/Organization Type	Housing
	What section of the Plan was addressed by Consultation?	Housing Need Assessment
	How was the Agency/Group/Organization consulted and what are the anticipated outcomes of the consultation or areas for improved coordination?	Letters, emails and in person meetings.
3	Agency/Group/Organization	Wilkes-Barre Housing AUTHority
	Agency/Group/Organization Type	Housing PHA
	What section of the Plan was addressed by Consultation?	Housing Need Assessment Public Housing Needs
	How was the Agency/Group/Organization consulted and what are the anticipated outcomes of the consultation or areas for improved coordination?	Correspondence by letter and in person meetings with the authority.
4	Agency/Group/Organization	CATHOLIC SOCIAL SERVICE
	Agency/Group/Organization Type	Housing Services-homeless

	What section of the Plan was addressed by Consultation?	Homelessness Strategy Homeless Needs - Chronically homeless Homeless Needs - Families with children Homelessness Needs - Veterans
	How was the Agency/Group/Organization consulted and what are the anticipated outcomes of the consultation or areas for improved coordination?	Letter was sent soliciting comments and recommendations regarding the development of our new 5 year consolidated plan.
5	Agency/Group/Organization	DOMESTIC VIOLENCE SERVICE CENTER
	Agency/Group/Organization Type	Services-Victims of Domestic Violence Services-homeless
	What section of the Plan was addressed by Consultation?	Housing Need Assessment Homeless Needs - Families with children
	How was the Agency/Group/Organization consulted and what are the anticipated outcomes of the consultation or areas for improved coordination?	Letter was sent soliciting comments and recommendations regarding the development of our new 5 year consolidated plan.
6	Agency/Group/Organization	LUZERNE COUNTY
	Agency/Group/Organization Type	Other government - County
	What section of the Plan was addressed by Consultation?	AI plan
	How was the Agency/Group/Organization consulted and what are the anticipated outcomes of the consultation or areas for improved coordination?	Letter was sent soliciting comments and recommendations regarding the development of our new 5 year consolidated plan.
7	Agency/Group/Organization	United Way of Wyoming Valley
	Agency/Group/Organization Type	Services-Health Services-Education
	What section of the Plan was addressed by Consultation?	Anti-poverty Strategy
	How was the Agency/Group/Organization consulted and what are the anticipated outcomes of the consultation or areas for improved coordination?	Letter was sent soliciting comments and recommendations regarding the development of our new 5 year consolidated plan.
8	Agency/Group/Organization	Wyoming Valley AIDS Council, Inc.
	Agency/Group/Organization Type	Services-Persons with HIV/AIDS

	What section of the Plan was addressed by Consultation?	Non-Homeless Special Needs
	How was the Agency/Group/Organization consulted and what are the anticipated outcomes of the consultation or areas for improved coordination?	Letter was sent soliciting comments and recommendations regarding the development of our new 5 year consolidated plan.
9	Agency/Group/Organization	Volunteers of America
	Agency/Group/Organization Type	Services-homeless
	What section of the Plan was addressed by Consultation?	Housing Need Assessment Homelessness Strategy Homeless Needs - Chronically homeless Homeless Needs - Families with children Homelessness Needs - Veterans Homelessness Needs - Unaccompanied youth
	How was the Agency/Group/Organization consulted and what are the anticipated outcomes of the consultation or areas for improved coordination?	Letter was sent soliciting comments and recommendations regarding the development of our new 5 year consolidated plan.

Identify any Agency Types not consulted and provide rationale for not consulting

The City of Wilkes-Barre identified and consulted all appropriate agencies for the formulation of the 2020-2024 5 Year Consolidated Plan.

Other local/regional/state/federal planning efforts considered when preparing the Plan

Name of Plan	Lead Organization	How do the goals of your Strategic Plan overlap with the goals of each plan?
Continuum of Care	The Commission on Economic Opportunity	Housing and Homeless needs

Table 3 – Other local / regional / federal planning efforts

Describe cooperation and coordination with other public entities, including the State and any adjacent units of general local government, in the implementation of the Consolidated Plan (91.215(l))

The City of Wilkes-Barre's Bureau of Community Development has a seat on the Board of the Luzerne County Continuum of Care (CoC) along with the Luzerne County Office of Community Development

where a continuous coordinated effort takes place with the eight (8) agencies that provide programming for homeless services through the twenty-five (25) CoC funded programs throughout the program year. The purpose of this coordinated effort is to ensure that the CoC as a whole is meeting the needs within its service area as well as holding discussions on performance monitoring, performance goals, programmatic requirements for the shelter programs, operations, and other essential services for the homeless and homeless prevention activities. This overall process is reflected in the application for funding for the CoC programs, as well as other HUD funded programs such as Community Development Block Grant.

Narrative (optional):

The City of Wilkes-Barre believes it has an excellent consultation process with local service providers in the preparation of the 2020-2024 5 Year Consolidated Plan. The City also recognized a few years ago that it must increase citizen participation and have made two changes to try and increase citizen participation.

First, the City of Wilkes-Barre created a Community Survey that went live in 2016 and is available on The City of Wilkes-Barre's website, at key offices in City Hall, as well as local social service providers and educational institutions.

Second, in 2017 the City moved our public hearings to 5:30 p.m. to make them more accessible to residents' personal/work schedules. Although this method didn't produce the large outcomes anticipated, it did increase the number of residents and staff from our public services subrecipients to participate.

Both of these efforts have increased citizen participation dramatically. For example, during the preparation period for the 2020-2024 5 Year Consolidated Plan, the City received 10 verbal or in-writing public comments during the Public Hearing process and 970 submissions from City residents as well as individuals who work, go to school, and come to the City for entertainment purposes offering their input on a variety of different housing, economic development and homeless services.

PR-15 Citizen Participation – 91.105, 91.115, 91.200(c) and 91.300(c)

1. Summary of citizen participation process/Efforts made to broaden citizen participation Summarize citizen participation process and how it impacted goal-setting

The citizen participation process for this 2020-2024 5 Year Consolidated Plan began in August 2019. Letters were sent to various service providers asking for their input in the development of the plan. Service providers that were contacted include The United Way, Luzerne County Office of Community Development, Luzerne County Planning Office, The Diamond City Partnership, Salvation Army, The Commission on Economic Opportunity, Volunteers of America, Children Service Center, Luzerne County Human Services, Step By Step, The Housing Development Corporation of NEPA, Catholic Social Services, Domestic Violence Center, Wyoming Valley AIDS Council and The Wilkes-Barre Housing Authority.

Public meeting display ads were published in local newspapers, as well placed as, on the City of Wilkes-Barre's website and social media sites for public meetings that were held on November 6, 2019 and January 27, 2020.

A Public Notice for the COVID-19 Community Development Block Grant funds and 2020 Community Development Block Grant Funds, was published on April 9, 2020 in a local newspaper, as well as, placed on the City of Wilkes-Barre's Website. Additionally, each prospective subrecipient was emailed asking how COVID-19 directly affected their public service.

The 30 day public comment periods for the City's 2 public meetings and 1 public notice are as follows.

Public Meeting November 6, 2019: Public Comment period November 6, 2019 to December 9, 2019

Public Meeting January 27, 2020: Public Comment period January 27, 2020 to February 28, 2020

Public Notice-CDBG-CV published April 9, 2020 with a 5 day Public Comment period until April 16, 2020.

Continuum of Care – A representative of the City of Wilkes-Barre attends Homeless Coalition quarterly meetings to solicit members input on this 2020-2024 5 Year Consolidated Plan, members of the Homeless Coalition were invited to attend the public hearings to offer public comment.

Demo

With social media along with referrals from the Mayor's Helpline, the residents and commuters help identify the need for infrastructure improvements, housing issues and demolitions.

Citizen Participation Outreach

Sort Order	Mode of Outreach	Target of Outreach	Summary of response/attendance	Summary of comments received	Summary of comments not accepted and reasons	URL (If applicable)
1	Public Meeting	Non-targeted/broad community	10 comments were received either at the meeting or in writing within the public comment period.	A summary of the comments received are included in the Citizen Participation Appendices.	All comments were accepted	

Demo

Sort Order	Mode of Outreach	Target of Outreach	Summary of response/attendance	Summary of comments received	Summary of comments not accepted and reasons	URL (If applicable)
2	Letters	Local service providers	1 letter was received in response to our request for input. A letter from the Diamond City Partnership was received on September 6, 2019.	Diamond City Partnership comment consisted of requesting expanded funding to nonprofit entities (public service) to carry out eligible neighborhood revitalization activities both in the Downtown and throughout the City of Wilkes-Barre.	All comments were accepted	
3	Internet Outreach	Non-targeted/broad community	The community survey distributed through Google Forms received 970 submissions	A summary of the comments received are included in the Citizen Participation Appendices.	All comments were accepted	https://forms.gle/rmg1NVkY6L9jwFbTA

Demo

Sort Order	Mode of Outreach	Target of Outreach	Summary of response/attendance	Summary of comments received	Summary of comments not accepted and reasons	URL (If applicable)
4	Letters	Non-targeted/broad community	One comment received at the City Council meeting held on April 16, 2020.	Beth Gilbert-McBride, W-B Councilwoman sent a comment asking us to give consideration intaking some money from the from "for profit business assistance" line in the covid-19 budget and add a line for partnering with other nonprofits that subsidize rent and mortgage for those effected low mod residents. Mrs. McBride was advised that the non-profit entities are considered public service	All comments were accepted	
<div>Consolidated Plan</div> <div>OMB Control No: 2506-0117 (exp. 06/30/2018)</div> <div>WILKES-BARRE</div> <div>ES-BARRE</div> <div>Eligible activities conducive to the Community Development</div>						

Table 4 – Citizen Participation Outreach

Needs Assessment

NA-05 Overview

Needs Assessment Overview

Retain existing housing stock – According to 2011-2015 American Community Survey, 55.6% housing stock in the City of Wilkes-Barre was built prior to 1939. The City of Wilkes-Barre's Bureau of Community Development offers programing to maintain current housing stock & bring substandard housing units that are suitable for rehabilitation into compliance with current housing quality standards.

Development of Additional affordable housing – The City is supportive of the development of housing through private investment and other non-profit organizations such as working with or CHDO.

Public Facilities, Streets – The City of Wilkes-Barre has an aging infrastructure and our location in the northeastern part of the United States during the winter season wreaks havoc on these facilities.

Public Facilities, Fire Equipment – Fire and life sustaining equipment for the fire department, like every other aging piece of equipment, becomes obsolete because of age and use. Maintaining old equipment creates a heavy financial burden not only on the City but the taxpayers as well. It is important that such equipment be updated to protect residents of the City.

Public Facilities, ADA Improvements – The City has an obligation to ensure that all public services are available to persons with disabilities. Curb cuts and ramps at street intersections have increased dramatically throughout the City of Wilkes-Barre. The City of Wilkes-Barre has an aging population, and has seen an increase in disabled residents which increases the need for accessibility.

Fair Housing – The City of Wilkes-Barre has appointed a Fair Housing Officer. It is the responsibility of the City of Wilkes-Barre to ensure that all persons receive Fair Housing choices.

Homeless – The City of Wilkes-Barre is a part of the Luzerne County Continuum (CoC) to address homeless issues. This CoC has been successful in their continuation of funding. Additionally, the City of Wilkes-Barre Bureau of Community Development and The Luzerne County Office of Community Development work together to maximize their entitlement funds to provide services to homeless individuals and families as well as homeless Veterans and their families.

NA-10 Housing Needs Assessment - 24 CFR 91.205 (a,b,c)

Summary of Housing Needs

The most pressing housing issue which has a direct connection to family instability and homelessness is the excessive cost of housing. As described in table's 8, 9 & 10 below, if it were possible to reduce housing cost, especially for extremely low income households, who have more rigid household budgets, we could impact instability and homelessness, especially for rental households or individuals and families with hopes of realizing the American dream of becoming a homeowner.

Based on the following housing needs assessment, there is an unmet need for affordable rental and homeownership opportunities in Wilkes-Barre City. There is an estimated 5,237 low income households who are cost burdened, paying greater than 30% of their household income toward housing costs. The small related households are most affected by this, with 1,824 households experiencing cost burden. Of this number, 1,379 are renters and 455 are homeowners. Other households are the second most affected group with 1,475 renters and 259 owners burdened. Although not as dire, 2,968 households are paying in excess of 50% of household income toward housing cost. Again, the small related households being the most affected, with 909 renters and 230 homeowners experiencing cost burden and other households second with 880 renters and 175 homeowners being affected.

Housing Unit Definitions

DEFINITIONS

A. Standard Housing Unit/Good Condition: Is a house, an apartment, a mobile home, a group of rooms or a single room that is occupied or if vacant, is intended for occupancy as separate living quarters. Separate living quarters are those in which the occupants live and eat separately from any other persons in the building and which have direct access from the outside of the building or through a common hall. Also, with no code violations present, as per File of Council No. 28 of 2004 article III of Housing Code Ordinance Sec. 7-75 to 7-116 and Resolution No. R0089-09 dated May 21, 2009, as well as the minimum Section 8 existing Housing Quality standards being met.

B. Vacant Unit: Is a unit that has not been occupied for over a period of time, normally 12 months.

C. Substandard Housing Unit/ suitable for rehabilitation: Is a unit that has one or more code violations as per File of Council No. 28 of 2004 article III of the Housing Code Ordinance Sec. 7-75 to 7-116 and Resolution No. R0089-09 dated May 21, 2009. Also, minimum Section 8 Existing Housing Quality Standards must be met.

D. Substandard Housing Unit Unfit for Rehabilitation: Is a unit where the cost of the required rehabilitation to bring unit up to the Housing Quality Standards exceeds

Demo

required rehabilitation to bring unit up to the Housing Quality Standards exceeds 50% of the post-rehabilitation property value. The unit is not considered to be suitable for rehabilitation

Updated: December 2014

Demographics	Base Year: 2009	Most Recent Year: 2015	% Change
Population	41,498	41,110	-1%
Households	17,442	15,745	-10%
Median Income	\$28,699.00	\$30,945.00	8%

Table 5 - Housing Needs Assessment Demographics

Data Source: 2005-2009 ACS (Base Year), 2011-2015 ACS (Most Recent Year)

Number of Households Table

	0-30% HAMFI	>30-50% HAMFI	>50-80% HAMFI	>80-100% HAMFI	>100% HAMFI
Total Households	3,555	2,475	3,050	1,650	5,015
Small Family Households	1,180	600	930	635	2,355
Large Family Households	285	95	180	180	385
Household contains at least one person 62-74 years of age	459	580	605	370	1,095
Household contains at least one person age 75 or older	465	685	570	255	365
Households with one or more children 6 years old or younger	840	259	450	305	440

Table 6 - Total Households Table

Data Source: 2011-2015 CHAS

Housing Needs Summary Tables

1. Housing Problems (Households with one of the listed needs)

	Renter					Owner				
	0-30% AMI	>30- 50% AMI	>50- 80% AMI	>80- 100% AMI	Total	0-30% AMI	>30- 50% AMI	>50- 80% AMI	>80- 100% AMI	Total
NUMBER OF HOUSEHOLDS										
Substandard Housing - Lacking complete plumbing or kitchen facilities	40	50	50	0	140	25	15	0	0	40
Severely Overcrowded - With >1.51 people per room (and complete kitchen and plumbing)	0	25	10	10	45	10	15	10	15	50
Overcrowded - With 1.01-1.5 people per room (and none of the above problems)	55	4	25	25	109	0	0	15	4	19
Housing cost burden greater than 50% of income (and none of the above problems)	1,755	480	25	0	2,260	345	195	110	0	650
Housing cost burden greater than 30% of income (and none of the above problems)	300	540	570	45	1,455	75	245	415	150	885

Demo

	Renter					Owner				
	0-30% AMI	>30-50% AMI	>50-80% AMI	>80-100% AMI	Total	0-30% AMI	>30-50% AMI	>50-80% AMI	>80-100% AMI	Total
Zero/negative Income (and none of the above problems)	205	0	0	0	205	95	0	0	0	95

Table 7 – Housing Problems Table

Data 2011-2015 CHAS
Source:

2. Housing Problems 2 (Households with one or more Severe Housing Problems: Lacks kitchen or complete plumbing, severe overcrowding, severe cost burden)

	Renter					Owner				
	0-30% AMI	>30-50% AMI	>50-80% AMI	>80-100% AMI	Total	0-30% AMI	>30-50% AMI	>50-80% AMI	>80-100% AMI	Total
NUMBER OF HOUSEHOLDS										
Having 1 or more of four housing problems	1,850	560	115	35	2,560	380	220	135	20	755
Having none of four housing problems	865	1,095	1,575	690	4,225	160	600	1,225	905	2,890
Household has negative income, but none of the other housing problems	205	0	0	0	205	95	0	0	0	95

Table 8 – Housing Problems 2

Data 2011-2015 CHAS
Source:

3. Cost Burden > 30%

	Renter				Owner			
	0-30% AMI	>30-50% AMI	>50-80% AMI	Total	0-30% AMI	>30-50% AMI	>50-80% AMI	Total
NUMBER OF HOUSEHOLDS								
Small Related	835	335	209	1,379	105	110	230	445
Large Related	140	35	10	185	40	34	80	154
Elderly	320	325	110	755	170	285	130	585
Other	790	390	295	1,475	144	30	85	259

Demo

	Renter				Owner			
	0-30% AMI	>30-50% AMI	>50-80% AMI	Total	0-30% AMI	>30-50% AMI	>50-80% AMI	Total
Total need by income	2,085	1,085	624	3,794	459	459	525	1,443

Table 9 – Cost Burden > 30%

Data 2011-2015 CHAS
Source:

4. Cost Burden > 50%

	Renter				Owner			
	0-30% AMI	>30-50% AMI	>50-80% AMI	Total	0-30% AMI	>30-50% AMI	>50-80% AMI	Total
NUMBER OF HOUSEHOLDS								
Small Related	710	195	4	909	90	70	70	230
Large Related	140	25	0	165	20	4	0	24
Elderly	230	115	0	345	115	110	15	240
Other	700	155	25	880	140	15	20	175
Total need by income	1,780	490	29	2,299	365	199	105	669

Table 10 – Cost Burden > 50%

Data 2011-2015 CHAS
Source:

5. Crowding (More than one person per room)

	Renter					Owner				
	0-30% AMI	>30-50% AMI	>50-80% AMI	>80-100% AMI	Total	0-30% AMI	>30-50% AMI	>50-80% AMI	>80-100% AMI	Total
NUMBER OF HOUSEHOLDS										
Single family households	55	25	35	25	140	10	0	4	4	18
Multiple, unrelated family households	0	4	0	10	14	0	15	20	15	50
Other, non-family households	0	0	0	0	0	0	0	0	0	0
Total need by income	55	29	35	35	154	10	15	24	19	68

Table 11 – Crowding Information – 1/2

Data 2011-2015 CHAS
Source:

	Renter				Owner			
	0-30% AMI	>30-50% AMI	>50-80% AMI	Total	0-30% AMI	>30-50% AMI	>50-80% AMI	Total
Households with Children Present	0	0	0	0	0	0	0	0

Table 12 – Crowding Information – 2/2

Data Source

Comments:

Describe the number and type of single person households in need of housing assistance.

According to 2013 – 2017 ACS 5-year estimates there are 5,906 households living alone. The single households consist of elderly, single-never married, separated and divorced individuals. Out of the 15,745 households in the City of Wilkes-Barre, 19.8 percent are single-female householders, and 6.3 percent are single-male householders. Notably, the City of Wilkes-Barre has a significant share of householders living alone with 38.1 percent of the total households in Wilkes-Barre to be an individual living alone.

Estimate the number and type of families in need of housing assistance who are disabled or victims of domestic violence, dating violence, sexual assault and stalking.

The disability status of the civilian non-institutional population the 2013-2017 ACS 5-year estimates indicates a population of 17.7% or 7,023 persons with a disability. HUD's 2020 Point in Time survey indicated 14 victims of domestic violence being in sheltered facilities and it's estimated that a total of 32% of all victims of domestic violence needing housing assistance.

What are the most common housing problems?

The most common housing problem encountered in the City of Wilkes-Barre is the current age of the existing housing stock in combination with lack of disposable income by homeowners to afford basic maintenance that leads to the further deterioration. There is a significant housing cost burden for households with less than 50 A.M.I.

Are any populations/household types more affected than others by these problems?

The income category defined as 0% – 30% A.M.I. is negatively affected more than any other income categories with housing problems (1 or more), cost burden and overcrowding.

Describe the characteristics and needs of Low-income individuals and families with children (especially extremely low-income) who are currently housed but are at imminent risk of either residing in shelters or becoming unsheltered 91.205(c)/91.305(c)). Also discuss the needs of formerly homeless families and individuals who are receiving rapid re-housing assistance and are nearing the termination of that assistance

Some of the most common characteristics of those households that are on the verge of homeless is low paying jobs, unemployment, inability to secure decent affordable housing, family issues (domestic violence, divorce etc.), mental health and substance abuse issues. A more expanded public transportation system would help elevate some of the employment issues as this region is fortunate to have four (4) industrial parks with three (3) shifts available but unfortunately if you depend on the public transportation system you were not able to work any other shift but first. The Luzerne County Transportation Authority recently started a pilot program running busses to the industrial parks for all shifts to see if it is feasible and necessary to continue. The other need in this area is for a more comprehensive Mental Health and Substance Abuse programming as these are probably the most common reasons for homelessness identified by the front-line staff of the CoC programs.

Families and individuals receiving rapid rehousing (RRH) assistance and nearing the end of that assistance indicate a fear that they will not be able to maintain their housing without the RRH assistance with their current income. The need for stable employment with decent pay is vital to continue paying ones rent beyond the RRH assistance.

If a jurisdiction provides estimates of the at-risk population(s), it should also include a description of the operational definition of the at-risk group and the methodology used to generate the estimates:

N/A

Specify particular housing characteristics that have been linked with instability and an increased risk of homelessness

People experiencing a housing crisis have a variety of issues, sometimes at the same time that increase the risk of becoming homeless. Mental Health and Substance Abuse are two of the most common reasons for homelessness identified by the front-line staff of the CoC programs. Some of the other prevalent issues are lack of sufficient income, victim of domestic violence, unstable employment, low wages and poor property condition, but they continue to live there for lack of another option.

Discussion

There are many factors affecting the housing needs within the City of Wilkes-Barre. One of the more prevalent housing problems in addition to the excessive cost of housing is the age of housing stock

Demo

leading to a lack of available safe, decent, affordable housing units. Another factor that contributes to the ability to secure safe, decent, affordable housing is total household income.

NA-15 Disproportionately Greater Need: Housing Problems – 91.205 (b)(2)

Assess the need of any racial or ethnic group that has disproportionately greater need in comparison to the needs of that category of need as a whole.

Introduction

Our analysis shows that at 0-30 AMI Whites followed by Hispanics have one or more housing problems. At 30-50 percent Whites have one or more followed by Black/African American having one or more housing problems. At 50-80 percent White, Black/African Americans; followed by Hispanics have one or more housing problems. At 80-100 percent Whites followed by Black/African American and Hispanics have one or more housing problems.

0%-30% of Area Median Income

Housing Problems	Has one or more of four housing problems	Has none of the four housing problems	Household has no/negative income, but none of the other housing problems
Jurisdiction as a whole	2,610	645	300
White	1,560	480	180
Black / African American	440	135	39
Asian	15	0	20
American Indian, Alaska Native	0	4	0
Pacific Islander	25	0	0
Hispanic	510	25	55

Table 13 - Disproportionally Greater Need 0 - 30% AMI

Data Source: 2011-2015 CHAS

*The four housing problems are:

1. Lacks complete kitchen facilities, 2. Lacks complete plumbing facilities, 3. More than one person per room, 4. Cost Burden greater than 30%

30%-50% of Area Median Income

Housing Problems	Has one or more of four housing problems	Has none of the four housing problems	Household has no/negative income, but none of the other housing problems
Jurisdiction as a whole	1,565	915	0
White	1,105	810	0
Black / African American	235	29	0

Housing Problems	Has one or more of four housing problems	Has none of the four housing problems	Household has no/negative income, but none of the other housing problems
Asian	0	15	0
American Indian, Alaska Native	0	0	0
Pacific Islander	0	0	0
Hispanic	170	55	0

Table 14 - Disproportionally Greater Need 30 - 50% AMI

Data Source: 2011-2015 CHAS

*The four housing problems are:

1. Lacks complete kitchen facilities, 2. Lacks complete plumbing facilities, 3. More than one person per room, 4. Cost Burden greater than 30%

50%-80% of Area Median Income

Housing Problems	Has one or more of four housing problems	Has none of the four housing problems	Household has no/negative income, but none of the other housing problems
Jurisdiction as a whole	1,240	1,810	0
White	870	1,540	0
Black / African American	165	115	0
Asian	4	55	0
American Indian, Alaska Native	0	0	0
Pacific Islander	0	0	0
Hispanic	185	80	0

Table 15 - Disproportionally Greater Need 50 - 80% AMI

Data Source: 2011-2015 CHAS

*The four housing problems are:

1. Lacks complete kitchen facilities, 2. Lacks complete plumbing facilities, 3. More than one person per room, 4. Cost Burden greater than 30%

80%-100% of Area Median Income

Housing Problems	Has one or more of four housing problems	Has none of the four housing problems	Household has no/negative income, but none of the other housing problems
Jurisdiction as a whole	250	1,400	0

Housing Problems	Has one or more of four housing problems	Has none of the four housing problems	Household has no/negative income, but none of the other housing problems
White	165	1,190	0
Black / African American	45	40	0
Asian	0	10	0
American Indian, Alaska Native	0	0	0
Pacific Islander	0	0	0
Hispanic	40	145	0

Table 16 - Disproportionally Greater Need 80 - 100% AMI

Data Source: 2011-2015 CHAS

*The four housing problems are:

1. Lacks complete kitchen facilities, 2. Lacks complete plumbing facilities, 3. More than one person per room, 4. Cost Burden greater than 30%

Discussion

We assessed racial and ethnic groups with a disproportionately greater need. The assessment determined that cost burdens at 0%-30 percent (of housing costs) were the overwhelming problem among the four housing problems. Under 50 percent cost burdens were not only the most significant problem but among renters the problem was worse than for homeowners. Cost burdens are the most pressing housing problems especially at the lower income levels for renters and owners.

NA-20 Disproportionately Greater Need: Severe Housing Problems – 91.205 (b)(2)

Assess the need of any racial or ethnic group that has disproportionately greater need in comparison to the needs of that category of need as a whole.

Introduction

In this section, disproportionately greater need exists when the percentage of persons in a category of need who are members of a particular racial or ethnic group is at least 10 percentage points higher than the percentage of persons in a category as a whole. A summary of these findings is at the end of each section.

0%-30% of Area Median Income

Severe Housing Problems*	Has one or more of four housing problems	Has none of the four housing problems	Household has no/negative income, but none of the other housing problems
Jurisdiction as a whole	2,230	1,025	300
White	1,280	765	180
Black / African American	375	205	39
Asian	15	0	20
American Indian, Alaska Native	0	4	0
Pacific Islander	0	25	0
Hispanic	510	25	55

Table 17 – Severe Housing Problems 0 - 30% AMI

Data Source: 2011-2015 CHAS

*The four severe housing problems are:

1. Lacks complete kitchen facilities, 2. Lacks complete plumbing facilities, 3. More than 1.5 persons per room, 4. Cost Burden over 50%

30%-50% of Area Median Income

Severe Housing Problems*	Has one or more of four housing problems	Has none of the four housing problems	Household has no/negative income, but none of the other housing problems
Jurisdiction as a whole	780	1,695	0
White	515	1,405	0
Black / African American	190	79	0

Severe Housing Problems*	Has one or more of four housing problems	Has none of the four housing problems	Household has no/negative income, but none of the other housing problems
Asian	0	15	0
American Indian, Alaska Native	0	0	0
Pacific Islander	0	0	0
Hispanic	75	150	0

Table 18 – Severe Housing Problems 30 - 50% AMI

Data Source: 2011-2015 CHAS

*The four severe housing problems are:

1. Lacks complete kitchen facilities, 2. Lacks complete plumbing facilities, 3. More than 1.5 persons per room, 4. Cost Burden over 50%

50%-80% of Area Median Income

Severe Housing Problems*	Has one or more of four housing problems	Has none of the four housing problems	Household has no/negative income, but none of the other housing problems
Jurisdiction as a whole	250	2,800	0
White	185	2,225	0
Black / African American	30	255	0
Asian	0	60	0
American Indian, Alaska Native	0	0	0
Pacific Islander	0	0	0
Hispanic	25	235	0

Table 19 – Severe Housing Problems 50 - 80% AMI

Data Source: 2011-2015 CHAS

*The four severe housing problems are:

1. Lacks complete kitchen facilities, 2. Lacks complete plumbing facilities, 3. More than 1.5 persons per room, 4. Cost Burden over 50%

80%-100% of Area Median Income

Severe Housing Problems*	Has one or more of four housing problems	Has none of the four housing problems	Household has no/negative income, but none of the other housing problems
Jurisdiction as a whole	55	1,595	0
White	4	1,345	0
Black / African American	25	65	0
Asian	0	10	0
American Indian, Alaska Native	0	0	0
Pacific Islander	0	0	0
Hispanic	25	160	0

Table 20 – Severe Housing Problems 80 - 100% AMI

Data Source: 2011-2015 CHAS

*The four severe housing problems are:

1. Lacks complete kitchen facilities, 2. Lacks complete plumbing facilities, 3. More than 1.5 persons per room, 4. Cost Burden over 50%

Discussion

Review of the data shows that the lowest income households report the majority of severe housing problems – 780 report having one or more of the four housing problems recognized by HUD. Of that population, white households are predominately affected with 66% reporting severe housing problems. By comparison, Black/African American Households 24% and Hispanic report even lower with 9.6% having one or more housing problems, Asian, American Indian/Alaska native and Pacific islander reporting less than 1%. When considering that disproportionate need exists when a percentage of people in need are at least ten percentage points higher than the percentage of people as a whole, both Hispanic and Black/African American households in the lowest income tier meet that threshold.

NA-25 Disproportionately Greater Need: Housing Cost Burdens – 91.205 (b)(2)

Assess the need of any racial or ethnic group that has disproportionately greater need in comparison to the needs of that category of need as a whole.

Introduction:

For the group of below 30% of area median income (AMI), the greatest disproportionate need exists for Whites. For the group of 30% to 50% AMI, Whites are identified with a disproportionate need with Hispanic and Black/African American falling short. For the group of 50% and more AMI, Whites again have a disproportionate need with Black/African American and Hispanic following.

Housing Cost Burden

Housing Cost Burden	<=30%	30-50%	>50%	No / negative income (not computed)
Jurisdiction as a whole	9,870	2,595	2,960	315
White	8,270	1,925	1,825	185
Black / African American	735	290	540	49
Asian	190	8	10	20
American Indian, Alaska Native	4	0	0	0
Pacific Islander	0	25	0	0
Hispanic	595	290	520	55

Table 21 – Greater Need: Housing Cost Burdens AMI

Data Source: 2011-2015 CHAS

Discussion:

Based on HUD's definition of disproportionately greater need...

30% -- 50% AMI category identifies Whites having a disproportionately greater housing cost burden in the income category as a whole.

Greater than 50% AMI category identifies White, Black/African American and Hispanic as having a disproportionately greater housing cost burden in the income category as a whole.

NA-30 Disproportionately Greater Need: Discussion – 91.205(b)(2)

Are there any income categories in which a racial or ethnic group has disproportionately greater need than the needs of that income category as a whole?

Our analysis shows that at 0-30% AMI Whites, Hispanic, Black/African American and Asians have one or more housing problems. At 30 to 50 AMI Whites, Black/African Americans and Hispanic have one or more housing problems. At 50 to 80 AMI White, Black/African American and Hispanic have one or more housing problems. At 80 to 100 percent AMI Black/African American, Hispanics and White one or more housing problems.

If they have needs not identified above, what are those needs?

None, housing cost burdens have been previously identified.

Are any of those racial or ethnic groups located in specific areas or neighborhoods in your community?

The diversity in the City of Wilkes-Barre has greatly changed over the past several years. Census tracts 2004, 2008, 2009, 2010, 2011 and 2013 have seen a large increase in the population of Hispanic and Black/African American residents over the last 5 years.

NA-35 Public Housing – 91.205(b)

Introduction

The City of Wilkes-Barre is served by one housing authority; Wilkes-Barre Housing Authority.

Totals in Use

	Program Type								
	Certificate	Mod-Rehab	Public Housing	Vouchers					
				Total	Project - based	Tenant - based	Special Purpose Voucher		
							Veterans Affairs Supportive Housing	Family Unification Program	Disabled *
# of units vouchers in use	0	10	784	568	0	558	10	0	0

Table 22 - Public Housing by Program Type

*includes Non-Elderly Disabled, Mainstream One-Year, Mainstream Five-year, and Nursing Home Transition

Data Source: PIC (PIH Information Center)

Characteristics of Residents

	Program Type								
	Certificate	Mod-Rehab	Public Housing	Vouchers					
				Total	Project - based	Tenant - based	Special Purpose Voucher		
							Veterans Affairs Supportive Housing	Family Unification Program	
Average Annual Income	0	12,752	12,013	11,281	0	11,300	10,225		0
Average length of stay	0	0	6	4	0	4	0		0
Average Household size	0	2	1	2	0	2	1		0

Demo

Program Type								
	Certificate	Mod-Rehab	Public Housing	Vouchers				
				Total	Project - based	Tenant - based	Special Purpose Voucher	
							Veterans Affairs Supportive Housing	Family Unification Program
# Homeless at admission	0	0	0	0	0	0	0	0
# of Elderly Program Participants (>62)	0	0	231	65	0	63	2	0
# of Disabled Families	0	2	235	134	0	132	2	0
# of Families requesting accessibility features	0	10	784	568	0	558	10	0
# of HIV/AIDS program participants	0	0	0	0	0	0	0	0
# of DV victims	0	0	0	0	0	0	0	0

Table 23 – Characteristics of Public Housing Residents by Program Type

Data Source: PIC (PIH Information Center)

Race of Residents

Program Type									
Race	Certificate	Mod-Rehab	Public Housing	Vouchers					
				Total	Project - based	Tenant - based	Special Purpose Voucher		
							Veterans Affairs Supportive Housing	Family Unification Program	Disabled *
White	0	7	619	337	0	332	5	0	0
Black/African American	0	3	157	224	0	219	5	0	0
Asian	0	0	4	3	0	3	0	0	0

Demo

Program Type									
Race	Certificate	Mod-Rehab	Public Housing	Vouchers					
				Total	Project - based	Tenant - based	Special Purpose Voucher		
							Veterans Affairs Supportive Housing	Family Unification Program	Disabled *
American Indian/Alaska Native	0	0	3	2	0	2	0	0	0
Pacific Islander	0	0	1	2	0	2	0	0	0
Other	0	0	0	0	0	0	0	0	0
*includes Non-Elderly Disabled, Mainstream One-Year, Mainstream Five-year, and Nursing Home Transition									

Table 24 – Race of Public Housing Residents by Program Type

Data Source: PIC (PIH Information Center)

Ethnicity of Residents

Program Type									
Ethnicity	Certificate	Mod-Rehab	Public Housing	Vouchers					
				Total	Project - based	Tenant - based	Special Purpose Voucher		
							Veterans Affairs Supportive Housing	Family Unification Program	Disabled *
Hispanic	0	0	83	71	0	71	0	0	0
Not Hispanic	0	10	701	497	0	487	10	0	0
*includes Non-Elderly Disabled, Mainstream One-Year, Mainstream Five-year, and Nursing Home Transition									

Table 25 – Ethnicity of Public Housing Residents by Program Type

Data Source: PIC (PIH Information Center)

Section 504 Needs Assessment: Describe the needs of public housing tenants and applicants on the waiting list for accessible units:

The Wilkes-Barre Housing Authority does not track the need for an accessible unit on its applicant list. This need would be discussed during the interview process.

Current tenants may request a Reasonable Accommodation which could result in a unit transfer if it is determined that the request meets HUD guidelines.

Most immediate needs of residents of Public Housing and Housing Choice voucher holders

The Wilkes-Barre Housing Authority's public housing waiting list currently consists of 172 applicants, majority are looking for 2 or 3 bedroom units. The Housing Choice Voucher waiting list consists of 151 applicants. The current Section 8 Program waiting list consists of 907 applicants and the Section 8 Program is managed by the Luzerne County Housing Authority.

The greatest need of the applicants of the Wilkes-Barre Housing Authority is decent, safe, and affordable housing.

How do these needs compare to the housing needs of the population at large

The need for safe, decent and affordable housing is a need that the population at large is also seeking to fill.

Discussion

The Wilkes-Barre Housing Authority is committed to providing decent, safe and affordable housing to those applicants who meet the Authorities Admission and Occupancy policy.

NA-40 Homeless Needs Assessment – 91.205(c)

Introduction:

The following is a Homeless needs assessment with numbers that were obtained from The Luzerne CoC Point in time count.

Homeless Needs Assessment

Population	Estimate the # of persons experiencing homelessness on a given night		Estimate the # experiencing homelessness each year	Estimate the # becoming homeless each year	Estimate the # exiting homelessness each year	Estimate the # of days persons experience homelessness
	Sheltered	Unsheltered				
Persons in Households with Adult(s) and Child(ren)	67	0	357	172	330	52
Persons in Households with Only Children	0	0	0	0	0	0
Persons in Households with Only Adults	97	7	713	576	660	103
Chronically Homeless Individuals	1	1	0	0	0	0
Chronically Homeless Families	0	0	0	0	0	0
Veterans	103	1	172	38	77	52
Unaccompanied Child	0	0	0	0	0	0
Persons with HIV	0	0	0	0	0	0

Table 26 - Homeless Needs Assessment

Data Source Comments: Source: the Luzerne County CoC Housing Inventory 1/23/2019.

Demo

	Emergency Shelter Beds		Transitional Housing Beds	Permanent Supportive Housing Beds	
	Year Round Beds (Current & New)	Voucher / Seasonal / Overflow Beds	Current & New	Current & New	Under Development
Households with Adult(s) and Child(ren)	26	35	72	127	0
Households with Only Adults	81	5	25	68	5
Chronically Homeless Households	0	0	0	34	0
Veterans	0	0	14	31	0
Unaccompanied Youth	0	0	0	0	0

Source CoC Housing Inventory
1/23/19

We also have 47 Rapid Rehousing Individual Beds and 100 Rapid Rehousing Beds for families in the CoC.

Available beds

Indicate if the homeless population is: Has No Rural Homeless

If data is not available for the categories "number of persons becoming and exiting homelessness each year," and "number of days that persons experience homelessness," describe these categories for each homeless population type (including chronically homeless individuals and families, families with children, veterans and their families, and unaccompanied youth):

N/A

Nature and Extent of Homelessness: (Optional)

Race:	Sheltered:	Unsheltered (optional)
White	101	6
Black or African American	53	2
Asian	1	0
American Indian or Alaska Native	4	0
Pacific Islander	0	0
Ethnicity:	Sheltered:	Unsheltered (optional)
Hispanic	40	7
Not Hispanic	133	1

Data Source

Comments:

Source: the Luzerne County CoC Housing Inventory 1/23/2019.

Estimate the number and type of families in need of housing assistance for families with children and the families of veterans.

Within the coming year, its estimated that over 350 families with children will come to one of seven Continuum of Care funded agencies to request housing assistance of some sort. As stated earlier in this report, fourteen (14) individuals counted this past January reported having been in a domestic violence or abusive situation and one hundred and three (103) identified as a Veteran, there was no data available for Veterans with families.

Describe the Nature and Extent of Homelessness by Racial and Ethnic Group.

In the most recent Point-in-Time count, 101 of those counted were White, 53 were Black/African American, 14 were multi race, 4 were American Indian or Alaska Native and one were Asian, with 40 of those surveyed identified as Hispanic.

Describe the Nature and Extent of Unsheltered and Sheltered Homelessness.

A comparison of the point in time count between 2018 & 2019 revealed a decrease in homeless persons of both sheltered & unsheltered. In 2019, 164 were identified as homeless compared to 2018 where there were 165. Also, the percentage of homeless families with children identified stayed consistent for both 2018 & 2019 representing roughly 40% of the total identified.

Discussion:

The lack of adequate income presents a problem with maintaining housing. Supportive services are needed to assist person achieve self-sufficiency. Many homeless households require intensive case

management and other services. Unfortunately, supportive services funding has been dwindling as the priority for CoC funding has shifted to housing.

The CoC has taken steps to incorporate a Prepared Renters Training (PREP) with its rapid rehousing and permanent housing programs as a potential strategy to assist households in retaining permanent housing. Added a full year of rental assistance to CoC and ESG Rapid Rehousing Programs for consistency and have seen a slight 1% increase in housing retention in these programs and will continue monitoring outcomes. Case managers are encouraging homeless participants to seek employment and the CoC has an MOU with the Luzerne/Schuylkill Workforce Investment Board to provide employment assistance. Encourage homeless participants to apply for Section 8 when open; mainstream benefits to supplement income.

NA-45 Non-Homeless Special Needs Assessment - 91.205 (b,d)

Introduction:

This section deals with identifying the needs of various subpopulations that are not homeless but may require housing or supportive services. The Luzerne County Human Services Division has multiple agencies under their direction to help identify needs and provide services within the City of Wilkes-Barre and Luzerne County as a whole. Those agencies include Bureau of Aging, Children and Youth, Drug and Alcohol, Mental Health & Development Services and Veteran's Services.

Describe the characteristics of special needs populations in your community:

Persons with special needs include elderly, frail elderly, persons with developmental challenges, drug & alcohol dependency and persons with HIV/AIDS.

Elderly/Frail Elderly

The needs of the elderly are largely met by The Luzerne County Human Services Division, specifically through the Bureau of Aging. One of the main concerns identified was the need for housing repairs as well as adaptive repairs to help the elderly stay in their homes. The City of Wilkes-Barre has established a close relationship with the Luzerne County Bureau of Aging and has allocated monies to the Commission on Economic Opportunity for the Emergency Rehabilitation Program (roofs, furnaces, hot water heaters etc.) to help residents remain in their homes. In addition, the City of Wilkes-Barre has various housing rehabilitation programs to help supplement their needs.

Developmentally Disabled

The City of Wilkes-Barre received a copy of the Luzerne County Mental Health/Developmental Services, Human Services Block Grant Plan 2018-2019. This plan provides an analysis of service system needs.

Alcohol/Drug Dependency

The Luzerne/Wyoming County Drug & Alcohol Program provides a comprehensive system that includes...

- Case Management
- Treatment Planning
- Prevention
- Intervention

What are the housing and supportive service needs of these populations and how are these needs determined?

Households in this category traditionally receive case management services to identify the particular needs of the individual or household. Supportive service agencies within the city include...Luzerne County Bureau of Aging, Luzerne County Office of Human Services, City of Wilkes-Barre's Health Department, Wyoming Valley AIDS Council and The Commission on Economic Opportunity. These agencies provide excellent referral services in order to coordinate services between the agencies.

Discuss the size and characteristics of the population with HIV/AIDS and their families within the Eligible Metropolitan Statistical Area:

The Wilkes-Barre City Health Department's HIV/AIDS Program (WBCHD) conducts confidential HIV testing during all regularly scheduled clinics for HIV, STD, and TB and upon request. HIV testing is promoted on the department's Facebook, city website, and newspaper. Stationary and digital billboards have been utilized. All nurses have completed specific HIV training as required by the Pennsylvania Department of Health (PADOH) and CDC. Staff participates in yearly training, webinars, updates, and programs sponsored by the PADOH.

HIV surveillance is conducted through PA NEDSS (Pennsylvania National Electronic Data Surveillance System). Case data is reviewed, and appropriate high-impact prevention activities are initiated; partner services, linkage to care, and retention and reengagement to care. All positive clients are provided referral information to HIV care providers for medical and case management.

WBCHD participates in the PADOH Data to Care Program. This program is a public health strategy that uses HIV surveillance data to identify persons living with HIV who are not in care, link them to care, and support the HIV care continuum.

WBCHD provides HIV navigation services. This is a process of service delivery to help a person obtain timely, essential, and appropriate HIV-related medical and social services. A needs assessment is completed with the client for medical, ancillary support, and PrEP services. Barriers to services are identified through consultation with the patient and problem-solving is conducted with the patient to improve success.

The WBCHD is prepared to respond to an outbreak response plan for HIV cluster investigation or outbreak.

Luzerne County Statistics

Information obtained from the 2018 Annual HIV Surveillance Summary Report

Annual Diagnosis and Rate of HIV Disease in Luzerne County 2015 -2018

2015	27	2017	17	
2016	15	2018	23	2017 rate per 100,000 = 5.4

Cumulative cases of HIV disease by Vital Statistics for Luzerne County

1980- 2018: Presumed Alive: 397 Reported Dead: 261 Cumulative Cases: 658

Discussion:

The Pennsylvania Crisis Support 2-1-1/Help Line, Northeast Region Information System Powered by United Way, maintains a listing of over 400 local agencies and 16,000 additional regional, state and national resources. Services offered locally include free dental & medical clinics, counseling providers, homeless services, drug and alcohol, aging, youth services are available.

NA-50 Non-Housing Community Development Needs – 91.215 (f)

Describe the jurisdiction's need for Public Facilities:

Public facilities include the reconstruction of low/moderate area streets & parks as well as the installation of ADA ramps. The age of most of the infrastructure and the extreme weather conditions are major contributors in the deterioration of these facilities. There is a great need for continued monetary allocations under this category.

How were these needs determined?

Needs were determined by the Administration of the City of Wilkes-Barre. Decisions were based public comment/input and consultation with various city departments such as the Bureau of Fire, the Operation Department, Health Department and the Department of Public Works.

Describe the jurisdiction's need for Public Improvements:

Public facilities improvements include the reconstruction of streets & parks as well as the installation of ADA ramps in low/moderate income areas. The age of most of the infrastructure and the extreme weather conditions are major contributors in the deterioration of these facilities. There is a great need for continued monetary allocations under this category.

How were these needs determined?

Needs were determined by the Administration of the City of Wilkes-Barre. Input for their decisions was through public input and consultation with various City departments such as the Bureau of Fire and the Dept. of Public Works.

Describe the jurisdiction's need for Public Services:

The interest from local service providers for assistance through our Public Services program is always increasing. The City performs a wide variety of public service activities including, child care, youth health services, crime awareness, and homeless services. It should be noted that many public services are at a critical point in their continuation of service due to lack of funding from all levels has been decreasing over the years while needs increase.

How were these needs determined?

Many of the public services supported by the City of Wilkes-Barre have been funded since the inception of the CDBG programs. The City monitors each public service subrecipient on an annual basis to ensure compliance with the CDBG regulations and to ensure they are maximizing the utility of funds allocated.

Housing Market Analysis

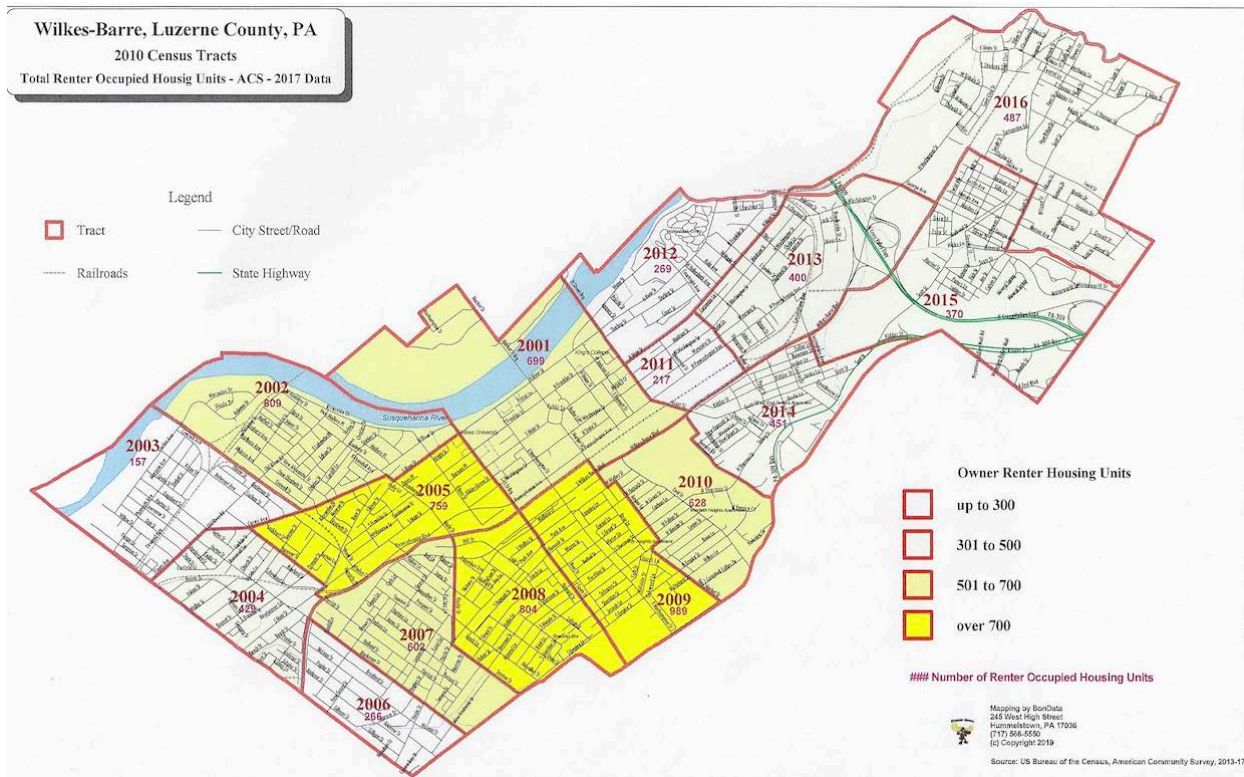
MA-05 Overview

Housing Market Analysis Overview:

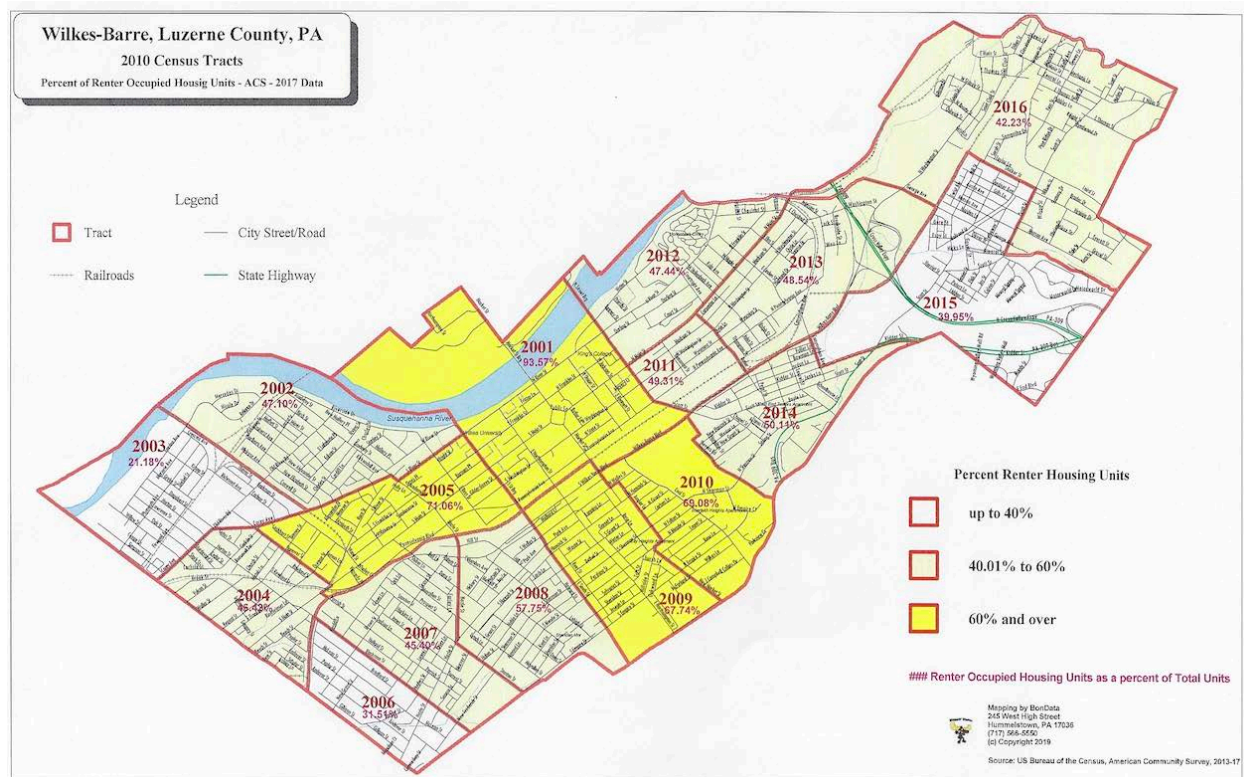
According to the 2011 – 2015 American Community Survey the City of Wilkes-Barre has 19,105 total housing units with 7,230 being owner occupied and 8,510 being rental units with 3,365 vacant units. 6,685 owner occupied housing units and 7,890 rental housing units were built before 1980 which leads to a high probability that those housing units contain lead-based paint at some level. Additionally, 1,765 of the total owner-occupied housing units identified having one selected condition and 3,960 of the total rental housing units identified having one selected condition.

According to the 2011 – 2015 American Community Survey the median home value housing seemed to stay consistent with previous values with a slight 4% increase from \$74,700.00 to \$77,700.00. During the same reporting period there was an increase by 15% in median contract rent increasing from \$444.00 to \$511.00.

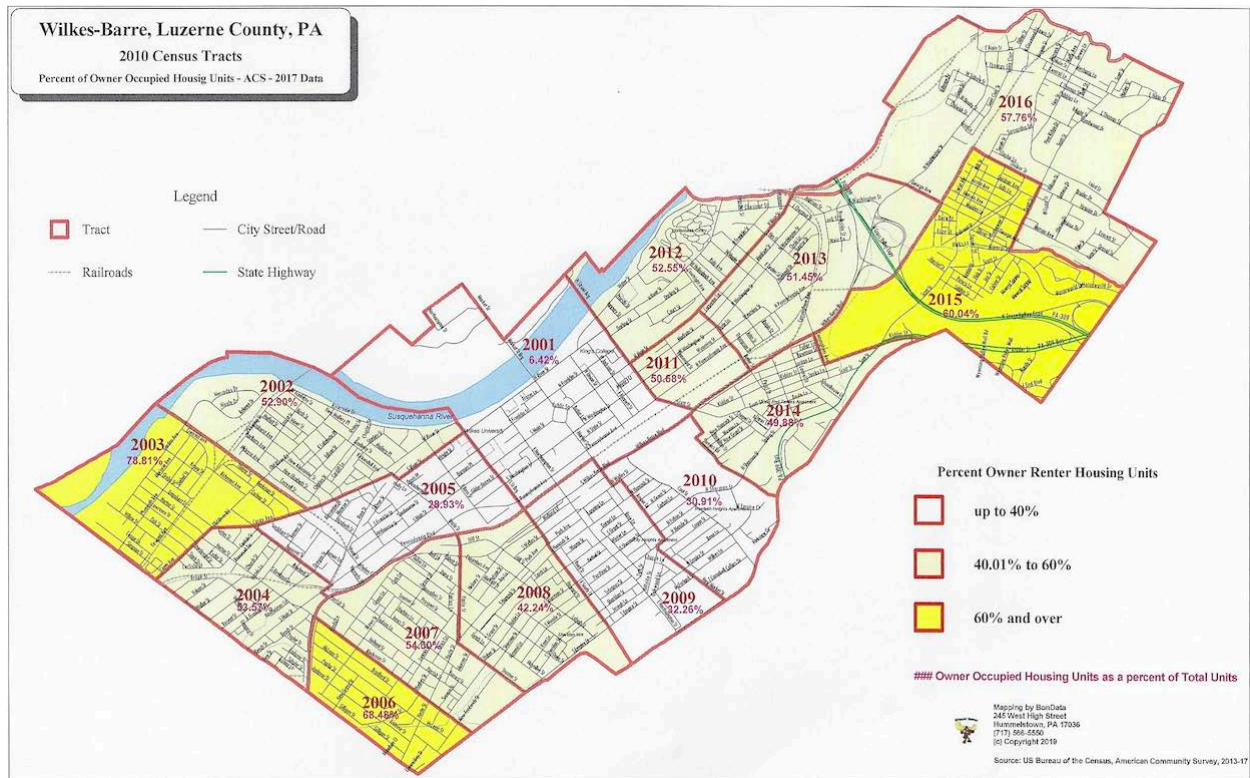
In 2018 the Housing Development Corporation of NorthEast PA proposed the development of a vacant lot located in the Courtright Neighborhood into four Senior Cottage rental units. As part of the application process for funding utilizing HOME Investment Partnership Program, a market study and needs assessment were completed. The City of Wilkes-Barre believes it has sufficient data for an analysis of the Wilkes-Barre housing market.



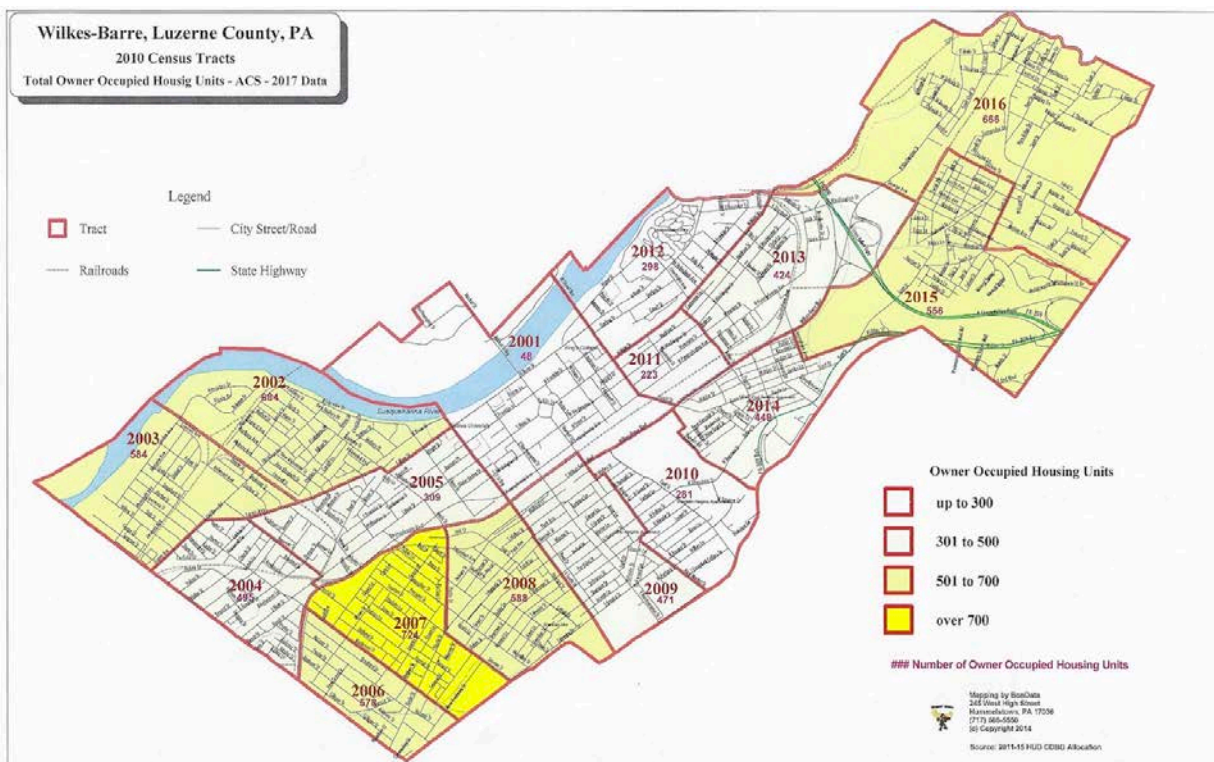
Owner Renter Housing Units



Percent Renter Housing Units



Percent Owner Renter Units



Owner Occupied Housing Units

MA-10 Number of Housing Units – 91.210(a)&(b)(2)

Introduction

The Housing Market Analysis using ACS data sources 2011 – 2015 breaks down residential properties by number and unit size for both owner occupied and rental housing units.

All residential properties by number of units

Property Type	Number	%
1-unit detached structure	9,030	47%
1-unit, attached structure	3,170	17%
2-4 units	3,345	18%
5-19 units	1,500	8%
20 or more units	2,040	11%
Mobile Home, boat, RV, van, etc	20	0%
Total	19,105	100%

Table 27 – Residential Properties by Unit Number

Data Source: 2011-2015 ACS

Unit Size by Tenure

	Owners		Renters	
	Number	%	Number	%
No bedroom	25	0%	735	9%
1 bedroom	135	2%	2,265	27%
2 bedrooms	965	13%	2,145	25%
3 or more bedrooms	6,105	84%	3,365	40%
Total	7,230	99%	8,510	101%

Table 28 – Unit Size by Tenure

Data Source: 2011-2015 ACS

Describe the number and targeting (income level/type of family served) of units assisted with federal, state, and local programs.

In the City of Wilkes-Barre there are 7,230 owner occupied units with 24% identifying one selected condition while 47% of the 8,510 rental units identified one selected condition, combine that with the fact that the majority of these units were constructed prior to 1980 there is an increased need for housing rehabilitation programs. According to the Wilkes-Barre Housing Authority they have an inventory of 861 units.

Provide an assessment of units expected to be lost from the affordable housing inventory for any reason, such as expiration of Section 8 contracts.

According to the 2011 – 2015 American Community Survey there are approximately 3,365 vacant housing units at any given time in the City of Wilkes-Barre. This represents 17.6% of the total housing units, an increase of 1.1% from the last reporting period. While all of these homes are not in a state of disrepair, the City of Wilkes-Barre has experienced many homes simply abandoned by their owner. In each neighborhood there are homes that require demolition due to being identified as substandard and not suitable for rehabilitation. Due to funding constraints, currently the City of Wilkes-Barre is averaging 6 demolitions on a yearly basis.

Does the availability of housing units meet the needs of the population?

The availability of housing units is sufficient to meet the needs of the population. However, due to the aging housing stock within the City of Wilkes-Barre a need for homeowner-occupied rehabilitation is a high priority need in Wilkes-Barre.

Describe the need for specific types of housing:

In 2018 the Housing Development Corporation of NorthEast PA prepared a Market Study and Needs Assessment for their Senior Rental project located at the Courtright Neighborhood. They predict that there will be a need for additional housing suitable to the changing needs of an aging population specifically the 55 to 64 age group through 2040.

Discussion

There is an increasing need to rehabilitate the current housing stock in the City of Wilkes-Barre. Older housing units and limited space for new development have hindered this process.

MA-15 Housing Market Analysis: Cost of Housing - 91.210(a)

Introduction

The City of Wilkes-Barre has limited space available for any new housing development. The owner-occupied market contains sufficient available units for all household and income levels. According to the 2018 market analysis there is a demand for additional affordable rental housing.

Cost of Housing

	Base Year: 2009	Most Recent Year: 2015	% Change
Median Home Value	74,700	77,700	4%
Median Contract Rent	444	511	15%

Table 29 – Cost of Housing

Data Source: 2005-2009 ACS (Base Year), 2011-2015 ACS (Most Recent Year)

Rent Paid	Number	%
Less than \$500	4,250	49.9%
\$500-999	4,005	47.0%
\$1,000-1,499	230	2.7%
\$1,500-1,999	10	0.1%
\$2,000 or more	24	0.3%
Total	8,519	100.0%

Table 30 - Rent Paid

Data Source: 2011-2015 ACS

Housing Affordability

% Units affordable to Households earning	Renter	Owner
30% HAMFI	1,140	No Data
50% HAMFI	3,065	1,195
80% HAMFI	6,300	2,685
100% HAMFI	No Data	3,740
Total	10,505	7,620

Table 31 – Housing Affordability

Data Source: 2011-2015 CHAS

Monthly Rent

Monthly Rent (\$)	Efficiency (no bedroom)	1 Bedroom	2 Bedroom	3 Bedroom	4 Bedroom
Fair Market Rent	541	636	780	1,007	1,102
High HOME Rent	541	636	780	1,007	1,102
Low HOME Rent	541	628	753	871	972

Table 32 – Monthly Rent

Data Source: HUD FMR and HOME Rents

Is there sufficient housing for households at all income levels?

According to the 2011-2015 ACS the median contract rent in Wilkes-Barre was \$511 monthly. That reflects an increase of \$67.00 or 15% increase since the 2005-2009 ACS (\$444 median contract rent). Based on the HUD standards that a household should not pay more than 30% of its gross income for a housing unit to be considered affordable, a household would need to earn roughly \$20,500 annually to afford the median contract rent.

The median value of an owner occupied housing unit in the City of Wilkes-Barre according to the 2011-2015 ACS was \$77,700, an increase of 4% since 2005-2009 (\$77,400). Using the industry standard of three (3) times income to afford a median priced home in City of Wilkes-Barre, a household would need to earn \$20,500 annually to afford to own a home in the City of Wilkes-Barre with a standard 30 year fixed mortgage. If one can afford the down payment needed for the purchase process they are estimated to pay the same amount as if they were paying the median contract rent for our area.

Comparably, approximately 49.9% rent paid is less than \$500 per month and 47% rent paid was between \$500 to \$999. The fair market value for a two- bedroom unit is \$780 according to HUD data set. According to those figures, it appears that sufficient housing is available to all income levels.

How is affordability of housing likely to change considering changes to home values and/or rents?

The affordability of the housing stock in the City of Wilkes-Barre is projected to remain constant over the next five years.

How do HOME rents / Fair Market Rent compare to Area Median Rent? How might this impact your strategy to produce or preserve affordable housing?

Home rents, Fair Market Rent and Area Median Rent are very similar. The City of Wilkes-Barre will do everything within its power to preserve as well as increase the production of affordable housing units.

Discussion

Due to the aging housing stock and the limited space available for new housing development The City of Wilkes-Barre has to be creative with its housing rehabilitation programs as well as other sources of funding to help maintain current housing stock.

MA-20 Housing Market Analysis: Condition of Housing – 91.210(a)

Introduction

Based on the information noted below 75% of the owner-occupied and 52 % of the rental units can be classified as standard.

Definitions

The City of Wilkes-Barre has adopted the following definitions for its housing inventory...

Substandard Housing Unit/ suitable for rehabilitation: Is a unit that has one or more Code Violations as per File of Council No. 28 of 2004 article III of the Housing Code

Ordinance Sec. 7-75 to 7-116 and Resolution No. R0089-09 dated May 21, 2009.

Also, minimum Section 8 Existing Housing Quality Standards must be met.

Substandard Housing Unit Unfit for Rehabilitation: Is a unit where the cost of the required rehabilitation to bring unit up to the Housing Quality Standards exceeds 50% of the post-rehabilitation property value. The unit is not considered to be suitable for rehabilitation.

Condition of Units

Condition of Units	Owner-Occupied		Renter-Occupied	
	Number	%	Number	%
With one selected Condition	1,765	24%	3,960	47%
With two selected Conditions	50	1%	115	1%
With three selected Conditions	0	0%	0	0%
With four selected Conditions	0	0%	0	0%
No selected Conditions	5,415	75%	4,435	52%
Total	7,230	100%	8,510	100%

Table 33 - Condition of Units

Data Source: 2011-2015 ACS

Year Unit Built

Year Unit Built	Owner-Occupied		Renter-Occupied	
	Number	%	Number	%
2000 or later	69	1%	80	1%
1980-1999	480	7%	545	6%
1950-1979	1,480	20%	3,405	40%
Before 1950	5,205	72%	4,485	53%
Total	7,234	100%	8,515	100%

Table 34 – Year Unit Built

Data Source: 2011-2015 CHAS

Risk of Lead-Based Paint Hazard

Risk of Lead-Based Paint Hazard	Owner-Occupied		Renter-Occupied	
	Number	%	Number	%
Total Number of Units Built Before 1980	6,685	92%	7,890	93%
Housing Units build before 1980 with children present	269	4%	130	2%

Table 35 – Risk of Lead-Based Paint

Data Source: 2011-2015 ACS (Total Units) 2011-2015 CHAS (Units with Children present)

Vacant Units

	Suitable for Rehabilitation	Not Suitable for Rehabilitation	Total
Vacant Units	0	0	0
Abandoned Vacant Units	0	0	0
REO Properties	0	0	0
Abandoned REO Properties	0	0	0

Table 36 - Vacant Units

Data Source: 2005-2009 CHAS

Need for Owner and Rental Rehabilitation

According to the 2011-2015 American Community Survey 72% of the housing units in the City of Wilkes-Barre were built prior to 1950. Based on pure age of the housing stock there is a tremendous need for the continuation of housing rehabilitation programs to maintain the existing housing inventory.

Total housing units – 19,105 with 15,740 occupied and 3,365 vacant -- 3,365

As a whole the low moderate population of the City of Wilkes-Barre is 56.6%.

Breakdown by year of when housing units were built;

Owner occupied units

1950 or before 72%

1950 – 1979 20%

1980 – 1999 7%

Renter occupied units

1950 or before 53%

1950 – 1979 40%

1980 – 1999 6%

2000 or later

6.7%

2000 or later

1%

Estimated Number of Housing Units Occupied by Low or Moderate Income Families with LBP Hazards

Total number of housing units in the City of Wilkes-Barre were built prior to 1980 include. 6,685 owner occupied housing units and 7,890 rental housing units totaling 14,575 units. This amount equates to 92.5% of the total housing stock in The City of Wilkes-Barre.

Discussion

MA-25 Public and Assisted Housing – 91.210(b)

Introduction

The City of Wilkes-Barre is served by one housing authority; the Wilkes-Barre Housing Authority.

Totals Number of Units

	Certificate	Mod-Rehab	Public Housing	Program Type					
				Vouchers					
				Total	Project -based	Tenant -based	Special Purpose Voucher		
							Veterans Affairs Supportive Housing	Family Unification Program	Disabled *
# of units vouchers available	0	11	861	747	0	747	516	0	0
# of accessible units									
*includes Non-Elderly Disabled, Mainstream One-Year, Mainstream Five-year, and Nursing Home Transition									

Table 37 – Total Number of Units by Program Type

Data Source: PIC (PIH Information Center)

Describe the supply of public housing developments:

Describe the number and physical condition of public housing units in the jurisdiction, including those that are participating in an approved Public Housing Agency Plan:

The W-BHA has 861 public housing units that are in excellent condition. The W-BHA has an Annual Capital Improvement Plan in place that helps to ensure all units are kept up to current housing quality standards. Additionally, the Annual Capital Improvement Plan also includes all aspects of W-BHA properties.

Public Housing Condition

Public Housing Development	Average Inspection Score
Lincoln Plaza	89
Boulevard Townhomes/Mineral Springs	88
East End Towers/South View Manor	99
Valley View Terrace	95

Table 38 - Public Housing Condition

Describe the restoration and revitalization needs of public housing units in the jurisdiction:

There is a constant need to maintain facilities. The WBHA has converted efficiency apartments into 1 bedroom apartments to fill the demand for 1 bedroom apartments as efficiency units are not desirable and traditionally harder to rent. WBHA has identified efficiency units as the most underutilized unit type within their inventory.

Describe the public housing agency's strategy for improving the living environment of low- and moderate-income families residing in public housing:

The WBHA is continually upgrading and improving the interiors and exteriors of their properties through their annual Capital Fund Projects in order to provide a safe environment for our residents. Some examples of interior upgrades include new refrigerators, stoves and painting while new siding, security cameras, walkways and parking areas are examples of exterior upgrades.

Discussion:

The Wilkes-Barre Housing Authority currently has 3 developments that are fully occupied. There is a greater need for 2 & 3 bedroom units as opposed to efficiency units, they identified that efficiency units remain unoccupied because applicants are not interested in efficiencies. The 2 bedroom applicant list is the longest and there is a significant wait for 2 bedroom units to become available.

MA-30 Homeless Facilities and Services – 91.210(c)

Introduction

The City of Wilkes-Barre is a partner in the Luzerne County Continuum of Care (CoC) as a member agency. To adhere to the HEARTH Act and HUD regulations, the Luzerne County CoC created a governing board and adopted a governance charter during 2014.

The former Steering Committee of the Luzerne County Homeless Coalition is now serving as the Governing Board of the Coalition. The composition of the Board will include a homeless or formerly homeless individual, a community volunteer, representatives from Luzerne County and the City of Wilkes-Barre as HUD entitlement recipients, United Way of Wyoming Valley, as well as at least one representative from each of the following organizations that serve persons experiencing homelessness:

- Catherine McCauley House
 - Catholic Social Services
 - Catholic Youth Center
 - Commission on Economic Opportunity
 - Domestic Violence Service Center, Inc.
 - Housing Development Corporation of NEPA
 - Luzerne County Office of Human Services
 - Luzerne Intermediate Unit 18
 - The Salvation Army
 - Volunteers of America
- The Luzerne County CoC has adopted HUD's stated purpose with the following: Promote community wide commitment to the goal of ending homelessness; Provide funding to quickly rehouse persons experiencing homelessness, while minimizing the trauma and dislocation caused by homelessness; Promote access to and effective utilization of mainstream programs by homeless individuals and families; and Optimize self-sufficiency among individuals and families experiencing homelessness. The Luzerne County CoC Process continues to be a year-round process with bi-monthly meetings, subcommittees and planning to develop a community wide response in order to provide a comprehensive, seamless continuum of housing and supportive services for all people experiencing a housing crisis in Luzerne County, serving them with dignity and respect; coordinated activities and respectful interactions among individuals, providers and advocates with linkages and creative responses to problems. Both the City of Wilkes-Barre and the Luzerne County Office of Community Development collaborate and coordinate with the CoC on performance monitoring, performance

measures, program requirements for sheltering, operations, essential services for homeless and homeless prevention activities. This overall process is reflected in the funding for CoC programs, any other HUD funded programs such as CDBG and the Emergency Solutions Grant Program.

Facilities and Housing Targeted to Homeless Households

	Emergency Shelter Beds		Transitional Housing Beds	Permanent Supportive Housing Beds	
	Year Round Beds (Current & New)	Voucher / Seasonal / Overflow Beds	Current & New	Current & New	Under Development
Households with Adult(s) and Child(ren)	26	35	72	127	0
Households with Only Adults	81	5	25	68	5
Chronically Homeless Households	0	0	0	34	0
Veterans	0	0	14	31	0
Unaccompanied Youth	0	0	0	0	0

Table 39 - Facilities and Housing Targeted to Homeless Households

Data Source Comments: CoC

Describe mainstream services, such as health, mental health, and employment services to the extent those services are used to complement services targeted to homeless persons

The CoC Board meets twice a month to discuss the needs and develop strategies for homeless persons. Representatives from Mental Health, Veteran's Agencies, PA Career Link, The Commission on Economic Opportunity, Housing Development Corporation of Nepa, Catholic Social Services, Domestic Violence and the like are regular attendees.

In addition, the City of Wilkes-Barre has an active partnership with the PA Career Link located in the City. The Career Link is a one stop shop that provides the conduit between hundreds of residents who are in search of employment, job training, seeking a new career not just a job and employers that want to hire them.

List and describe services and facilities that meet the needs of homeless persons, particularly chronically homeless individuals and families, families with children, veterans and their families, and unaccompanied youth. If the services and facilities are listed on screen SP-40 Institutional Delivery Structure or screen MA-35 Special Needs Facilities and Services, describe how these facilities and services specifically address the needs of these populations.

The following programs address specific needs of the homeless. Gabriel House and Rose of Sharon are transitional housing programs for women with children; The Catholic Youth Center provides nontraditional hours of child care for homeless families; The Commission on Economic Opportunity provide services for homeless individuals with a disability, transitional housing programs for veterans and housing for homeless individuals and families; The Domestic Violence Service Center provides services for victims of domestic violence; The Housing Development Corporation provides programming for individuals and families with a disability; The Luzerne Intermediate Unit #18 provides educational services for students who are in shelters; The Luzerne County Office of Human Services provide services for homeless individuals, The Salvation Army provides transitional housing programs for families and the Volunteers of America of PA provide transitional housing programs for homeless youth between the ages of 18 to 25.

MA-35 Special Needs Facilities and Services – 91.210(d)

Introduction

Persons with special needs include, but are not limited to, the elderly, frail elderly, persons with developmental challenges, drug and alcohol dependency & persons with HIV/AIDS and their families. It is imperative to identify the needs of special populations, provide supportive services and identify specific objectives.

Including the elderly, frail elderly, persons with disabilities (mental, physical, developmental), persons with alcohol or other drug addictions, persons with HIV/AIDS and their families, public housing residents and any other categories the jurisdiction may specify, and describe their supportive housing needs

The affordable and supportive needs for the elderly include the following...

- Home modification to adapt living space to changes caused by accident/illness or disability.
- Housing counseling-landlord/mediation, housing acquisition/retention assistance, options counseling.
- In home supportive services that assist with activities of daily living. These would include maintenance activity, homemaker personal care, home delivered meals, shopping assistance, outreach & support services.
- Housing with supportive services and transitional housing for frail elderly as they recover from accidents or illnesses or as ability to remain independent deteriorates.
- Recreational programs for the elderly.

The affordable and supportive needs for persons with disabilities include the following...

- Creative home modification/adaptation programs for persons who acquire a disability through age, accident or illness.
- Integrated scattered site transitional housing with supportive services such as attendant care, life skills training, etc, which would include the purchase of necessary assistive/adaptive devices, ambulatory aids, and environmental control units.
- Affordable, truly accessible permanent housing particularly for disabled with family and the severely disabled.
- Initiatives to make public facilities, including employment, accessible to mobility, visually and the hearing impaired.
- Long term care facilities for use as housing options.
- Outreach to individuals who cannot access programs through traditional methods.

Describe programs for ensuring that persons returning from mental and physical health institutions receive appropriate supportive housing

The following information was obtained from the Luzerne-Wyoming Counties MH/DS Block Grant Plan for FY 2019 – 2020. The Luzerne-Wyoming Counties MH/DS Division works closely with various homeless shelters, including Ruth's Place Women's Shelter and Mother Teresa Haven, Mother Teresa's men's shelter to identify consumers likely to benefit from services there services at discharge from various facilities. Once identified, clients are linked with the Department of Public Welfare (DPW) to apply for entitlements. Clients are also referred to the Commission of Economic Opportunity (CEO) for housing assistance as well as to community residential facilities under contract with the MH/DS Programming. Staffs from both CCS and SBS are members of the LHOT and work with various community agencies to eliminate barriers in obtaining and maintaining suitable housing. Agency staff has been visiting the Emergency Shelters in the evening to meet with those who otherwise would not attend appointments at local agencies. Step-by-Step, Inc. continues to plan and convert CRR slots to finance expansion of Supported Living Services in addition to those funded through PATH. Additional housing opportunities have become available through a Master-leasing program operated by Catholic Social Services and Volunteers of America as well as VOA's Plain View Apartments, a housing complex create through HUD 811 funds and providing apartment living opportunities to adults with disabilities. Other housing opportunities have emerged through an Office of Human Services Shelter Plus Care Program which targets housing and support funding to assist chronically homeless individuals in securing and maintaining sage and affordable housing.

Specify the activities that the jurisdiction plans to undertake during the next year to address the housing and supportive services needs identified in accordance with 91.215(e) with respect to persons who are not homeless but have other special needs. Link to one-year goals. 91.315(e)

The City of Wilkes-Barre will continue to work with various agencies including the Luzerne County's Bureau of Aging & Human Services Division to ensure that individuals with special needs are made aware of programming available such as emergency rehabilitation program, child care, crime counseling, victims of domestic violence etc.

For entitlement/consortia grantees: Specify the activities that the jurisdiction plans to undertake during the next year to address the housing and supportive services needs identified in accordance with 91.215(e) with respect to persons who are not homeless but have other special needs. Link to one-year goals. (91.220(2))

N/A

MA-40 Barriers to Affordable Housing – 91.210(e)

Negative Effects of Public Policies on Affordable Housing and Residential Investment

The City of Wilkes-Barre has no written public policies affecting “Barriers to affordable Housing” on the contrary the City has “unwritten” policies that help remove “barriers to affordable housing this included:

1. Taxing policies that affect land and property: The City has included some of the worst parcels in the Pennsylvania Keystone Opportunity Zone. This program offers no state or local taxes for a period of ten (10) years as an incentive for developers to improve and offer competitive sale prices to low- and moderate-income singles and families.

2. Land use controls and zoning ordinances: The City, through its Office of Zoning and Planning, does everything it possibly can to assist all property owners with meeting the City Code and in helping them apply for variances and waivers when needed.

3. Building Codes: The City, through its Code Enforcement Office and its Neighborhood Impact Team (NIT), is very diligent in assuring that all building codes are met. This is done to assure that all residents have safe housing. The NIT, with the help of local agencies is also there to help meet the needs of people that become displaced due to unsafe housing conditions. The City uses the 2015 International Construction Code for all codes except the electrical code, which is the National electrical Code. All codes are automatically updated by Ordinance when the updates of each national code are published.

4. Fee and Charges: Persons with limited financial resources may request and are usually granted a waiver of fees and charges. The City’s unwritten policy is to insure safe housing and not raise money through fees.

5. Growth Limits: Presently, the City does not have a problem with growth limits as far as resident structures are concerned. There is currently a surplus of housing stock in the City.

6. Return on residential investment: The City is concentrating its efforts on problem properties throughout the City. Substandard properties affect the value of all the neighboring properties. The City’s unwritten policy is to improve the quality of life as well as property values in the neighborhoods where there are problem properties. Also, The City has concentrated on neighborhoods that have a negative perception. By improving their homes resulting in a change of perception from negative to positive.

MA-45 Non-Housing Community Development Assets – 91.215 (f)

Introduction

This section outlines the labor/workforce for the City of Wilkes-Barre as defined in the 2011 – 2015 American Community Survey.

Economic Development Market Analysis

Business Activity

Business by Sector	Number of Workers	Number of Jobs	Share of Workers %	Share of Jobs %	Jobs less workers %
Agriculture, Mining, Oil & Gas Extraction	61	54	0	0	0
Arts, Entertainment, Accommodations	1,825	1,780	14	10	-4
Construction	473	526	4	3	-1
Education and Health Care Services	3,048	5,321	23	31	8
Finance, Insurance, and Real Estate	913	2,155	7	12	5
Information	192	366	1	2	1
Manufacturing	1,602	1,549	12	9	-3
Other Services	457	778	3	4	1
Professional, Scientific, Management Services	772	1,311	6	8	2
Public Administration	0	0	0	0	0
Retail Trade	2,210	2,657	17	15	-2
Transportation and Warehousing	966	333	7	2	-5
Wholesale Trade	801	595	6	3	-3
Total	13,320	17,425	--	--	--

Table 40 - Business Activity

Data Source: 2011-2015 ACS (Workers), 2015 Longitudinal Employer-Household Dynamics (Jobs)

Labor Force

Total Population in the Civilian Labor Force	18,505
Civilian Employed Population 16 years and over	16,565
Unemployment Rate	10.54
Unemployment Rate for Ages 16-24	16.89
Unemployment Rate for Ages 25-65	7.32

Table 41 - Labor Force

Data Source: 2011-2015 ACS

Occupations by Sector	Number of People
Management, business and financial	2,410
Farming, fisheries and forestry occupations	995
Service	2,220
Sales and office	4,800
Construction, extraction, maintenance and repair	930
Production, transportation and material moving	1,195

Table 42 – Occupations by Sector

Data Source: 2011-2015 ACS

Travel Time

Travel Time	Number	Percentage
< 30 Minutes	13,160	83%
30-59 Minutes	2,010	13%
60 or More Minutes	665	4%
Total	15,835	100%

Table 43 - Travel Time

Data Source: 2011-2015 ACS

Education:

Educational Attainment by Employment Status (Population 16 and Older)

Educational Attainment	In Labor Force		Not in Labor Force
	Civilian Employed	Unemployed	
Less than high school graduate	1,125	295	1,370
High school graduate (includes equivalency)	4,615	605	2,250
Some college or Associate's degree	4,225	380	1,295

Educational Attainment	In Labor Force		Not in Labor Force
	Civilian Employed	Unemployed	
Bachelor's degree or higher	2,595	140	440

Table 44 - Educational Attainment by Employment Status

Data Source: 2011-2015 ACS

Educational Attainment by Age

	Age				
	18–24 yrs	25–34 yrs	35–44 yrs	45–65 yrs	65+ yrs
Less than 9th grade	155	105	245	395	570
9th to 12th grade, no diploma	645	855	440	755	970
High school graduate, GED, or alternative	1,540	1,845	1,365	4,275	3,105
Some college, no degree	3,400	1,340	925	2,010	930
Associate's degree	145	435	395	820	100
Bachelor's degree	335	1,030	550	795	380
Graduate or professional degree	4	265	155	395	380

Table 45 - Educational Attainment by Age

Data Source: 2011-2015 ACS

Educational Attainment – Median Earnings in the Past 12 Months

Educational Attainment	Median Earnings in the Past 12 Months
Less than high school graduate	17,763
High school graduate (includes equivalency)	24,521
Some college or Associate's degree	27,092
Bachelor's degree	32,346
Graduate or professional degree	46,774

Table 46 – Median Earnings in the Past 12 Months

Data Source: 2011-2015 ACS

Based on the Business Activity table above, what are the major employment sectors within your jurisdiction?

Education and Health Care services represent the largest labor/workforce in the City of Wilkes-Barre followed by Retail Trade and Arts, Entertainment and Accommodations.

Describe the workforce and infrastructure needs of the business community:

Workforce: Based on the Community Survey results 54% of respondents believe job development/creation and 51.1% job training are high priorities that the City of Wilkes-Barre should focus on.

Infrastructure: 88.6% of respondents identified Street improvements as a high priority as well as sidewalk improvement 66% and street lighting 58.2%. Access to public transportation for all shifts is another high priority that the Luzerne County Transportation Authority is working on considering the close proximity to the surrounding industrial parks.

Describe any major changes that may have an economic impact, such as planned local or regional public or private sector investments or initiatives that have affected or may affect job and business growth opportunities during the planning period. Describe any needs for workforce development, business support or infrastructure these changes may create.

When opportunities for economic growth and job creation present themselves, the City will take every opportunity to avail itself to job creation and retention. There are two large real estate development projects in the final planning stages. The City of Wilkes-Barre sold the lot where the Hotel Sterling once stood and a proposed mix use complex will be built. Second development project is less than a mile away where a proposed hotel and convention center will be built. The City believe that both of these projects will be beneficial to the residents as both will produce employment opportunities from entry level to upper management.

How do the skills and education of the current workforce correspond to employment opportunities in the jurisdiction?

With the largest employers in The City of Wilkes-Barre being related to both education or health care providers the workforce has demonstrated the necessary skills and education to meet the needs and fill employment opportunities.

Describe any current workforce training initiatives, including those supported by Workforce Investment Boards, community colleges and other organizations. Describe how these efforts will support the jurisdiction's Consolidated Plan.

The City of Wilkes-Barre supports the Pa Career Link efforts to provide workforce training initiatives such as Certified Nurses Aid, Medical Assistant and Commercial Driver's License programs. These vital job training programs are designed to provide the necessary skills in a short period of time, usually under a month, and lead to immediate employment opportunities in most cases. A skilled workforce is an economic catalyst in terms of retaining jobs and creating new economic opportunities.

Does your jurisdiction participate in a Comprehensive Economic Development Strategy (CEDs)?

No

If so, what economic development initiatives are you undertaking that may be coordinated with the Consolidated Plan? If not, describe other local/regional plans or initiatives that impact economic growth.

The City of Wilkes-Barre works in conjunction with the Wilkes-Barre Chamber of Commerce, The PA Department of Community & Economic Development and The Luzerne County Office of Community Development for discussions on initiatives that would generate economic growth in the greater W-B/SMA area.

Discussion

MA-50 Needs and Market Analysis Discussion

Are there areas where households with multiple housing problems are concentrated? (include a definition of "concentration")

Due to the age of the current housing stock, 92.5% of combined owner occupied and rental units being built prior to 1980 and limited potential for new housing development, housing problems exist in all census tracts. One of the major issues is increasing number of vacant units not suitable for rehabilitation. Since housing issues are present in all census tracts, concentration can be defined as a census tract/block group with a low/mod percentage greater than 51%.

Are there any areas in the jurisdiction where racial or ethnic minorities or low-income families are concentrated? (include a definition of "concentration")

Twelve of the sixteen census tracts have a low/moderate income level greater than 51%, of the remaining four, three have individual block groups greater than 51%. Low-income is defined as a census tract with a low/moderate population greater than 51%. Low-income family population are located in all census tracts. The low/mod percentages for low-income families ranges from a low of 51.29% to a high of 75.38% in respective census tract. Low-income family concentration can be defined as a population of a census tract where greater than 25% of the population is made up of low-income families. The definition of minority concentration is the largest percentage of households in a particular area compared to the City as a whole.

What are the characteristics of the market in these areas/neighborhoods?

Housing units are comprised of both rental and owner-occupied units, areas include Public Housing facilities. There is a total of 19,105 housing units in the City of Wilkes-Barre with 15,704 being occupied (7,230 owner occupied, 8,510 rental units and 3,365 vacant).

Are there any community assets in these areas/neighborhoods?

While older housing stock is a hindrance to some, it could also be considered a community asset especially for first time home buyers. Cost of purchasing and remodeling an older unit is more prudent to potential homebuyers. The City of Wilkes-Barre maintains a full-time police force, fire department, health department and department of public works including refuse collection. The City of Wilkes-Barre has easy access to interstate road system, the Pa Turnpike and less than 15 miles from the Wilkes-Barre/Scranton International Airport. Also, close proximity to recreational areas including ski resorts, casinos, state parks and two minor league professional sports teams.

Are there other strategic opportunities in any of these areas?

The City of Wilkes-Barre is broken down into eight sections: Central, East End, Heights, Miner Mills, North End, Parsons, Rolling Mill Hill and South Wilkes-Barre. As with most cities and neighborhoods, boundaries can be ambiguous and are not always uniformly defined.

Revitalization of these areas through one of The City of Wilkes-Barre Rehabilitation Programs and Public Facility improvement activities such as roadways, public parks and ADA improvements to name a few will continue to provide those residents who live there a greater quality of life.

MA-60 Broadband Needs of Housing occupied by Low- and Moderate-Income Households - 91.210(a)(4), 91.310(a)(2)

Describe the need for broadband wiring and connections for households, including low- and moderate-income households and neighborhoods.

There is an increased need for broadband wiring and connections and our programs provide the same with new construction projects. This issue is proving to be problematic to low-moderate income households and the elderly especially this year as the Country is dealing with the COVID-19 pandemic where schools are closed and students are expected to continue the year with online learning tools. For those students that do not have internet service at their house the local service provider is providing 90 days of free service to help with the situation. Unfortunately for those that do not have service lines run to their homes they now have to wait for that to happen which can delay participation.

If all of those affected lived in homes that had the broadband wiring and connections necessary for a “quick connect” the delay would be minimal to nonexistent.

Describe the need for increased competition by having more than one broadband Internet service provider serve the jurisdiction.

There is definitely a need for increased competition by having more than one provider, however, franchise issues halt the ability for competition in our City. For example, only one provider offers broadband services, Service Electric. This provider has an agreement that they will provide service within the City and no other provider is allowed to offer services in that area as this provider owns the physical telecommunication lines throughout the City. For this reason, the providers are able to charge whatever fees they want and the residents have no choice.

MA-65 Hazard Mitigation - 91.210(a)(5), 91.310(a)(3)

Describe the jurisdiction's increased natural hazard risks associated with climate change.

The City of Wilkes-Barre believes that climate change has resulted in a warmer climate which can lead to an increase in the risk of illnesses and death from extreme heat and poor air quality. Climate change has increased the frequency and strength of extreme events such as floods, flash floods, droughts and severe storms that threaten the health and safety of our residents. Climate change has increased the frequency of rainfall intensity, storm surges, flooding, flash flooding. In addition, urban heat island effects are likely to severely affect many low-moderate households and their housing units within Wilkes-Barre City neighborhoods.

One of the more pressing potential natural disasters that the City focuses a lot of time on is flooding and flash flooding issues throughout the City. The majority of the eastern border of the City of Wilkes-Barre is along the Susquehanna River, which is cause for concern during the rainy season.

Additionally, the City has two tributaries that run through the City that lead directly to the Susquehanna River, Solomon Creek and Mill Creek. These tributaries flood with more frequency these days, which the City believes is related to the increase in severe storms caused by climate change.

Describe the vulnerability to these risks of housing occupied by low- and moderate-income households based on an analysis of data, findings, and methods.

The livelihood of Wilkes-Barre City low-moderate income households and housing units are highly exposed and vulnerable to weather-related hazards and have a low resilience to loss because they have little or no surplus capacity to absorb income losses to recover. Potential flooding caused by the Susquehanna River, Solomon Creek and Mill Creek would be the natural hazard risk most likely to impact the City of Wilkes-Barre and the low-moderate households within those neighborhoods.

Wilkes-Barre Fire Chief, Jay Delaney, who is also the City's Emergency Management Coordinator, takes the lead when it comes to the development of the City's Emergency Management Plan (EMP). The City's EMP is re-evaluated on an annual basis and adjustments are made when necessary. Below are some of the most important areas of the EMP that are evaluated on an annual basis.

- Estimate the amount of needed supplies like food, water, medicine and bedding
- Decide how many emergency personnel are required to assist residents
- Identify areas in need of emergency shelters
- Plan the best way to evacuate residents, accounting for those who have special needs, such as those without vehicles, elderly or the disabled

- Identify neighborhoods that will need continued support to recover following an emergency or natural disaster

A number of other factors also come into play when putting an EMP together: poverty level, lack of access to transportation, language barriers and crowded housing situations. These factors are designed to identify social vulnerability hotspots. Social vulnerability refers to the resilience of a neighborhood when confronted by external stresses on human health, stresses such as natural and human-caused disasters, as well as disease outbreaks. Reducing social vulnerability can decrease both human suffering and economic loss.

In 2018, the City started a multi-phase flood mitigation project along Solomon Creek. Phase 1 of the retaining wall project consisted of replacing the existing retaining wall along the left bank of Solomon Creek with a gravity block wall and the reconstruction of adjacent Brook Street. The retaining wall sections that were replaced are located between Waller Street and Barney Street, between Barney Street and Regent Street, and between Regent Street and South Franklin Street. Additionally, the project included roadway/sidewalk reconstruction, storm/sewer relocation, relocation of underground telephone lines.

Phase two consists of replacing the existing section of wall from Waller and Vulcan streets with 800 feet of storm water drainage of 42' trunk-line between Waller and Vulcan streets and approximately 400' beyond the Vulcan/Brook Street intersection, including street restoration, and 400 ft of a 15' diameter drainage system extending from the two existing 15' outfalls downstream to the new pump station location near the Vulcan Street and intersection with Brook Street. Additionally, this project will include roadway and sidewalk reconstruction.

The City of Wilkes-Barre also completed the retrofitting of all of the flood gates along Solomon Creek that protect the southern portion of the City from high water events. These floodgates prevent Solomon Creek from flooding a predominantly residential section of the City which has approximately 750 homes.

Lastly, this year, the City of Wilkes-Barre will complete the construction of a storm water pumping station located at the intersection of Vulcan and Brook Street to help minimize the localized flooding that this area experiences during high water events.

Solomon Creek Demographics by 2010 Census Tract & Block Group

Census Tract & Block Group	Total Persons	Total L/M Persons	% L/M
2004-2	770	430	55.84%
2004-1	960	485	50.52%
2005-2	1400	915	65.36%
2003-2	900	600	66.67%

**Total number of housing units along Solomon Creek impact area by 2010
Census Tract & Block Group**

Census Tract	Blockgroup	Housing units
2003	2	313
2004	1	532
2004	2	188
2005	2	573
TOTAL		1,606

Solomon Creek Demographics

Strategic Plan

SP-05 Overview

Strategic Plan Overview

This section contains the Strategic Plan for the Wilkes-Barre City Bureau of Community Development that will guide the City's allocation of Community Development Block Grant and HOME Investment Partnership Program funding during the 2020-2024 planning period. The City's goals for the 2020-2024 period focus on a number of identified priority needs and targeted available resources toward several specific goals that are designed to address those needs. These needs include housing assistance for low/mod income persons, homeless and special needs persons, public improvements and facilities for low/mod income persons.

These goals primarily focus on helping residents maintain and improve their quality of life in the City. Consequently, Wilkes-Barre will continue to build on successful projects and programs that meet the needs of our low/mod income residents. Projects selected for funding in the five year period will be managed as efficiently as possible in order to address a wide range of issues that exist in the City and too maximize outcomes.

The City of Wilkes-Barre has established the following criteria to determine the priority needs:

- High priorities are those activities that WILL be funded with CDBG funds
- Medium priorities are those activities that MAY be funded with CDBG funds, but only after high priorities have been funded.
- Low priorities are those activities that will NOT be funded with CDBG funds by the city; however, the city will consider providing certifications of consistency and supporting applications submitted for non-city funds by other entities.

Objectives and Desired Outcomes:

OBJECTIVES

Code SL (Create suitable living environments) applies to activities that benefit communities, families or individuals by addressing issues in their living environment.

Code DH (Provide decent affordable housing) applies to Housing activities that meet individual family or community needs. This objective should not be used for activities where housing is an element of a larger effort.

Code EO (Create economic opportunities) applies to activities related to economic development, commercial revitalization and job creation.

OUTCOMES:

Code 1 (Availability/accessibility) applies to activities that make services, infrastructure, housing and shelter available and accessible. Note that accessibility does not refer only to physical barriers.

Code 2 (Affordability) applies to activities that provide affordability in a variety of ways. It can include the creation or maintenance of affordable housing, basic infrastructure hookups or services such as transportation and daycare.

Code 3 (Sustainability) applies to activities that promote livable or viable communities and neighborhoods by providing services or by removing slum and blight.

SP-10 Geographic Priorities – 91.215 (a)(1)

Geographic Area

Table 47 - Geographic Priority Areas

1	Area Name:	Central
	Area Type:	Local Target area
	Other Target Area Description:	
	HUD Approval Date:	
	% of Low/ Mod:	
	Revital Type:	Comprehensive
	Other Revital Description:	
	Identify the neighborhood boundaries for this target area.	Census tract 2001 block group 1 & 2
	Include specific housing and commercial characteristics of this target area.	Historically significant buildings in target area. New housing stock is being created out of old commercial buildings.
	How did your consultation and citizen participation process help you to identify this neighborhood as a target area?	Public meetings, housing studies, market study, Community survey and census data.
	Identify the needs in this target area.	Continued infrastructure improvements and housing revitalization.
	What are the opportunities for improvement in this target area?	N/A
2	Area Name:	East End
	Area Type:	Local Target area
	Other Target Area Description:	
	HUD Approval Date:	
	% of Low/ Mod:	
	Revital Type:	Comprehensive
	Other Revital Description:	
	Identify the neighborhood boundaries for this target area.	Census tract 2010

	Include specific housing and commercial characteristics of this target area.	Subsidized housing complex, high concentration of older housing stock, near neighboring commercial area.
	How did your consultation and citizen participation process help you to identify this neighborhood as a target area?	Public meetings, housing studies, market study, Community survey and census data.
	Identify the needs in this target area.	Continued infrastructure improvements and housing rehabilitation of existing housing stock and spot demolition.
	What are the opportunities for improvement in this target area?	Infrastructure improvements, housing rehabilitation and spot demolition.
	Are there barriers to improvement in this target area?	Fluctuations in funding allocations and the long term planning process proves to be difficult.
3	Area Name:	Heights
	Area Type:	Local Target area
	Other Target Area Description:	
	HUD Approval Date:	
	% of Low/ Mod:	
	Revital Type:	Comprehensive
	Other Revital Description:	
	Identify the neighborhood boundaries for this target area.	Census tract 2009
	Include specific housing and commercial characteristics of this target area.	Location of subsidized housing complex, housing concentration (older), commercial -- recently completed roadway improvements, gateway to the City.
	How did your consultation and citizen participation process help you to identify this neighborhood as a target area?	Public meetings, housing studies, market study, Community survey and census data.
	Identify the needs in this target area.	Continued infrastructure improvements and housing rehabilitation of existing housing stock and spot demolition.
	What are the opportunities for improvement in this target area?	Infrastructure improvements, housing rehabilitation and spot demolition.

	Are there barriers to improvement in this target area?	Fluctuations in funding allocations and the long term planning process proves to be difficult.
4	Area Name:	Miners Mills
	Area Type:	Local Target area
	Other Target Area Description:	
	HUD Approval Date:	
	% of Low/ Mod:	
	Revital Type:	Comprehensive
	Other Revital Description:	
	Identify the neighborhood boundaries for this target area.	Census tract 2016-(block group 1)
	Include specific housing and commercial characteristics of this target area.	Concentration of older housing stock -- adjacent to commercial area.
	How did your consultation and citizen participation process help you to identify this neighborhood as a target area?	Public meetings, housing studies, market study, Community survey and census data.
	Identify the needs in this target area.	Continued infrastructure improvements and housing rehabilitation of existing housing stock and spot demolition.
	What are the opportunities for improvement in this target area?	Infrastructure improvements, housing rehabilitation and spot demolition.
	Are there barriers to improvement in this target area?	Fluctuations in funding allocations and the long term planning process proves to be difficult.
5	Area Name:	North End
	Area Type:	Local Target area
	Other Target Area Description:	
	HUD Approval Date:	
	% of Low/ Mod:	
	Revital Type:	Comprehensive
	Other Revital Description:	
	Identify the neighborhood boundaries for this target area.	Census tracts 2011, 2012 and 2013

	Include specific housing and commercial characteristics of this target area.	The recent completion of a new construction project 20 single family homes and 16 senior rental units on the site of a former silk mill. There is a high concentration of older housing stock and a major medical facility is in the direct area.
	How did your consultation and citizen participation process help you to identify this neighborhood as a target area?	Public meetings, housing studies, market study, Community survey and census data.
	Identify the needs in this target area.	Continued infrastructure improvements, housing rehabilitation and spot demolition.
	What are the opportunities for improvement in this target area?	Infrastructure improvement, housing rehabilitation and spot demolition.
	Are there barriers to improvement in this target area?	Fluctuations in funding allocations and the long term planning process proves to be difficult.
6	Area Name:	Parsons
	Area Type:	Local Target area
	Other Target Area Description:	
	HUD Approval Date:	
	% of Low/ Mod:	
	Revital Type:	Comprehensive
	Other Revital Description:	
	Identify the neighborhood boundaries for this target area.	Census tract 2015
	Include specific housing and commercial characteristics of this target area.	High concentration of older housing stock and subsidized housing complex.
	How did your consultation and citizen participation process help you to identify this neighborhood as a target area?	Public meetings, housing studies, market study, Community survey and census data.
	Identify the needs in this target area.	Continued infrastructure improvements and housing rehabilitation of existing housing stock and spot demolition.
	What are the opportunities for improvement in this target area?	Infrastructure improvements, housing rehabilitation and spot demolition.
	Are there barriers to improvement in this target area?	Fluctuations in funding allocations and the long term planning process proves to be difficult.

7	Area Name:	Rolling Mill Hill
	Area Type:	Local Target area
	Other Target Area Description:	
	HUD Approval Date:	
	% of Low/ Mod:	
	Revital Type:	Comprehensive
	Other Revital Description:	
	Identify the neighborhood boundaries for this target area.	Census tracts 2006, 2007, 2008
	Include specific housing and commercial characteristics of this target area.	High concentration of older housing stock and a 56 unit subsidized housing complex.
	How did your consultation and citizen participation process help you to identify this neighborhood as a target area?	Public meetings, housing studies, market study, Community survey and census data.
	Identify the needs in this target area.	Continued infrastructure improvements and housing rehabilitation of existing housing stock and spot demolition.
	What are the opportunities for improvement in this target area?	Infrastructure improvements, housing rehabilitation and spot demolition.
8	Area Name:	South Wilkes-Barre
	Area Type:	Local Target area
	Other Target Area Description:	
	HUD Approval Date:	
	% of Low/ Mod:	
	Revital Type:	Comprehensive
	Other Revital Description:	
	Identify the neighborhood boundaries for this target area.	Census tracts 2002, 2003, 2004, 2005
	Include specific housing and commercial characteristics of this target area.	High concentration of newer and older housing stock and a medical facility.

How did your consultation and citizen participation process help you to identify this neighborhood as a target area?	Public meetings, housing studies, market study, Community survey and census data.
Identify the needs in this target area.	Continued infrastructure improvements, including flood protection and housing rehabilitation of existing housing stock and spot demolition.
What are the opportunities for improvement in this target area?	Infrastructure improvements, including flood protection, housing rehabilitation and spot demolition.
Are there barriers to improvement in this target area?	Fluctuations in funding allocations and the long term planning process proves to be difficult.

General Allocation Priorities

Describe the basis for allocating investments geographically within the jurisdiction (or within the EMSA for HOPWA)

The activities described in the 2020 – 2024 Five Year Consolidated Plan are located in areas that service the needs of low/moderate income persons. In addition, the plan addresses the issues of special needs population that qualify for specific programs. Funds are allocated according to their availability in order to maximize the allocated entitlement.

The combination of actions to address housing, community development and homeless needs, as described in this Consolidated Plan, represent the City's best efforts to meet underserved needs through a coordinated, focused process. The system for establishing the priority for the selection of these projects in the City of Wilkes-Barre are based upon the following criteria:

- Meeting all statutory requirements of the CDBG and HOME Programs
- Meeting the needs of low/moderate income residents
- Focusing on low/moderate income areas or neighborhoods
- Coordination and leveraging of resources
- Sustainability and/or long term impact, and
- The ability to demonstrate measurable progress and success

SP-25 Priority Needs - 91.215(a)(2)

Priority Needs

Table 48 – Priority Needs Summary

1	Priority Need Name	CDBG Administration
	Priority Level	High
	Population	Other
	Geographic Areas Affected	Rolling Mill Hill South Wilkes-Barre North End East End Heights Miners Mills Parsons Central
	Associated Goals	CDBG Administration
	Description	Administration of the CDBG program for the City of Wilkes-Barre.

	Basis for Relative Priority	<p>Priorities were established from citizen input and a variety of consultations and meetings. The priority list serves as a general guide to decision-making, not a rule. A multitude of factors determine the funding of individual projects, including readiness and the number/concentration of LMI persons served. The priority identification plays an important but not absolute role in project selection. The priorities were established using the following definitions:</p> <ul style="list-style-type: none"> • High priorities are those activities that WILL be funded with CDBG funds • Medium priorities are those activities that MAY be funded with CDBG funds, but only after high priorities have been funded. • Low priorities are those activities that will NOT be funded with CDBG funds by the city; however, the city will consider providing certifications of consistency and supporting applications submitted for non-city funds by other entities. <p>Medium and low priority activities are still important and are not meant to be understood as unnecessary in the city. Rather, it is perceived that those needs may have other, more appropriate funding sources. The City has identified a limited number of priorities to provide a focus for activities that will be funded in the next five year period to ensure that funds can be spent in a timely manner.</p>
2	Priority Need Name	public facilities
	Priority Level	High
	Population	Extremely Low Low Moderate Middle Large Families Families with Children Elderly Public Housing Residents
	Geographic Areas Affected	Rolling Mill Hill South Wilkes-Barre North End East End Heights Miners Mills Parsons Central

	Associated Goals	Public Facilities
	Description	Purchase of firefighting and lifesaving equipment as well as building improvements to public facilities.
	Basis for Relative Priority	<p>Priorities were established from citizen input and a variety of consultations and meetings. The priority list serves as a general guide to decision-making, not a rule. A multitude of factors determine the funding of individual projects, including readiness and the number/concentration of LMI persons served. The priority identification plays an important but not absolute role in project selection. The priorities were established using the following definitions:</p> <ul style="list-style-type: none"> • High priorities are those activities that WILL be funded with CDBG funds • Medium priorities are those activities that MAY be funded with CDBG funds, but only after high priorities have been funded. • Low priorities are those activities that will NOT be funded with CDBG funds by the city; however, the city will consider providing certifications of consistency and supporting applications submitted for non-city funds by other entities. <p>Medium and low priority activities are still important and are not meant to be understood as unnecessary in the city. Rather, it is perceived that those needs may have other, more appropriate funding sources. The City has identified a limited number of priorities to provide a focus for activities that will be funded in the next five year period to ensure that funds can be spent in a timely manner.</p>
3	Priority Need Name	Public Improvements & Infrastructure
	Priority Level	High
	Population	Extremely Low Low Moderate Middle Non-housing Community Development
	Geographic Areas Affected	Rolling Mill Hill South Wilkes-Barre North End East End Heights Miners Mills Parsons Central

	Associated Goals	Public Improvements & Infrastructure
	Description	Rehabilitation, reconstruction or replacement of public improvements and/or infrastructure.
	Basis for Relative Priority	<p>Priorities were established from citizen input and a variety of consultations and meetings. The priority list serves as a general guide to decision-making, not a rule. A multitude of factors determine the funding of individual projects, including readiness and the number/concentration of LMI persons served. The priority identification plays an important but not absolute role in project selection. The priorities were established using the following definitions:</p> <ul style="list-style-type: none"> • High priorities are those activities that WILL be funded with CDBG funds • Medium priorities are those activities that MAY be funded with CDBG funds, but only after high priorities have been funded. • Low priorities are those activities that will NOT be funded with CDBG funds by the city; however, the city will consider providing certifications of consistency and supporting applications submitted for non-city funds by other entities. <p>Medium and low priority activities are still important and are not meant to be understood as unnecessary in the city. Rather, it is perceived that those needs may have other, more appropriate funding sources. The City has identified a limited number of priorities to provide a focus for activities that will be funded in the next five year period to ensure that funds can be spent in a timely manner.</p>
4	Priority Need Name	Demolition
	Priority Level	High
	Population	Other
	Geographic Areas Affected	Rolling Mill Hill South Wilkes-Barre North End East End Heights Miners Mills Parsons Central
	Associated Goals	Demolition

	Description	Demolition of a substandard building that is not suitable for rehabilitation on a spot basis.
	Basis for Relative Priority	<p>Priorities were established from citizen input and a variety of consultations and meetings. The priority list serves as a general guide to decision-making, not a rule. A multitude of factors determine the funding of individual projects, including readiness and the number/concentration of LMI persons served. The priority identification plays an important but not absolute role in project selection. The priorities were established using the following definitions:</p> <ul style="list-style-type: none"> • High priorities are those activities that WILL be funded with CDBG funds • Medium priorities are those activities that MAY be funded with CDBG funds, but only after high priorities have been funded. • Low priorities are those activities that will NOT be funded with CDBG funds by the city; however, the city will consider providing certifications of consistency and supporting applications submitted for non-city funds by other entities. <p>Medium and low priority activities are still important and are not meant to be understood as unnecessary in the city. Rather, it is perceived that those needs may have other, more appropriate funding sources. The City has identified a limited number of priorities to provide a focus for activities that will be funded in the next five year period to ensure that funds can be spent in a timely manner.</p>
5	Priority Need Name	Housing Rehabilitation
	Priority Level	High
	Population	Extremely Low Low Moderate Middle Large Families Families with Children Elderly
	Geographic Areas Affected	Rolling Mill Hill South Wilkes-Barre North End East End Heights Miners Mills Parsons Central

	Associated Goals	Housing Rehabilitation
	Description	Housing rehabilitation programs benefiting extremely low and low/moderate income families.
	Basis for Relative Priority	<p>Priorities were established from citizen input and a variety of consultations and meetings. The priority list serves as a general guide to decision-making, not a rule. A multitude of factors determine the funding of individual projects, including readiness and the number/concentration of LMI persons served. The priority identification plays an important but not absolute role in project selection. The priorities were established using the following definitions:</p> <ul style="list-style-type: none"> • High priorities are those activities that WILL be funded with CDBG funds • Medium priorities are those activities that MAY be funded with CDBG funds, but only after high priorities have been funded. • Low priorities are those activities that will NOT be funded with CDBG funds by the city; however, the city will consider providing certifications of consistency and supporting applications submitted for non-city funds by other entities. <p>Medium and low priority activities are still important and are not meant to be understood as unnecessary in the city. Rather, it is perceived that those needs may have other, more appropriate funding sources. The City has identified a limited number of priorities to provide a focus for activities that will be funded in the next five year period to ensure that funds can be spent in a timely manner.</p>
6	Priority Need Name	Public services low/moderate area
	Priority Level	High
	Population	Extremely Low Low Moderate
	Geographic Areas Affected	Rolling Mill Hill South Wilkes-Barre North End East End Heights Miners Mills Parsons Central

	Associated Goals	Public services Low/Moderate areas
	Description	Public services for low/moderate census tracts.
	Basis for Relative Priority	<p>Priorities were established from citizen input and a variety of consultations and meetings. The priority list serves as a general guide to decision-making, not a rule. A multitude of factors determine the funding of individual projects, including readiness and the number/concentration of LMI persons served. The priority identification plays an important but not absolute role in project selection. The priorities were established using the following definitions:</p> <ul style="list-style-type: none"> • High priorities are those activities that WILL be funded with CDBG funds • Medium priorities are those activities that MAY be funded with CDBG funds, but only after high priorities have been funded. • Low priorities are those activities that will NOT be funded with CDBG funds by the city; however, the city will consider providing certifications of consistency and supporting applications submitted for non-city funds by other entities. <p>Medium and low priority activities are still important and are not meant to be understood as unnecessary in the city. Rather, it is perceived that those needs may have other, more appropriate funding sources. The City has identified a limited number of priorities to provide a focus for activities that will be funded in the next five year period to ensure that funds can be spent in a timely manner.</p>
7	Priority Need Name	Public services client based
	Priority Level	High
	Population	Extremely Low Low Moderate
	Geographic Areas Affected	Rolling Mill Hill South Wilkes-Barre North End East End Heights Miners Mills Parsons Central
	Associated Goals	Public services client based

	Description	Services for low/moderate income residents including child care, homeless, summer camp programs, victims of crimes and children's health programs.
	Basis for Relative Priority	<p>Priorities were established from citizen input and a variety of consultations and meetings. The priority list serves as a general guide to decision-making, not a rule. A multitude of factors determine the funding of individual projects, including readiness and the number/concentration of LMI persons served. The priority identification plays an important but not absolute role in project selection. The priorities were established using the following definitions:</p> <ul style="list-style-type: none"> • High priorities are those activities that WILL be funded with CDBG funds • Medium priorities are those activities that MAY be funded with CDBG funds, but only after high priorities have been funded. • Low priorities are those activities that will NOT be funded with CDBG funds by the city; however, the city will consider providing certifications of consistency and supporting applications submitted for non-city funds by other entities. <p>Medium and low priority activities are still important and are not meant to be understood as unnecessary in the city. Rather, it is perceived that those needs may have other, more appropriate funding sources. The City has identified a limited number of priorities to provide a focus for activities that will be funded in the next five year period to ensure that funds can be spent in a timely manner.</p>
8	Priority Need Name	HOME Administration
	Priority Level	High
	Population	Other
	Geographic Areas Affected	Rolling Mill Hill South Wilkes-Barre North End East End Heights Miners Mills Parsons Central
	Associated Goals	HOME Administration
	Description	Cost associated with the administration of the HOME program.

	Basis for Relative Priority	<p>Priorities were established from citizen input and a variety of consultations and meetings. The priority list serves as a general guide to decision-making, not a rule. A multitude of factors determine the funding of individual projects, including readiness and the number/concentration of LMI persons served. The priority identification plays an important but not absolute role in project selection. The priorities were established using the following definitions:</p> <ul style="list-style-type: none"> • High priorities are those activities that WILL be funded with CDBG funds • Medium priorities are those activities that MAY be funded with CDBG funds, but only after high priorities have been funded. • Low priorities are those activities that will NOT be funded with CDBG funds by the city; however, the city will consider providing certifications of consistency and supporting applications submitted for non-city funds by other entities. <p>Medium and low priority activities are still important and are not meant to be understood as unnecessary in the city. Rather, it is perceived that those needs may have other, more appropriate funding sources. The City has identified a limited number of priorities to provide a focus for activities that will be funded in the next five year period to ensure that funds can be spent in a timely manner.</p>
9	Priority Need Name	HOME Program
	Priority Level	High
	Population	Extremely Low Low Moderate Large Families Families with Children Elderly
	Geographic Areas Affected	Rolling Mill Hill South Wilkes-Barre North End East End Heights Miners Mills Parsons Central
	Associated Goals	HOME Program

	Description	Funds used for acquisition, rehabilitation, construction of new homeownership units, rental units and other eligible HOME costs.
	Basis for Relative Priority	<p>Priorities were established from citizen input and a variety of consultations and meetings. The priority list serves as a general guide to decision-making, not a rule. A multitude of factors determine the funding of individual projects, including readiness and the number/concentration of LMI persons served. The priority identification plays an important but not absolute role in project selection. The priorities were established using the following definitions:</p> <ul style="list-style-type: none"> • High priorities are those activities that WILL be funded with CDBG funds • Medium priorities are those activities that MAY be funded with CDBG funds, but only after high priorities have been funded. • Low priorities are those activities that will NOT be funded with CDBG funds by the city; however, the city will consider providing certifications of consistency and supporting applications submitted for non-city funds by other entities. <p>Medium and low priority activities are still important and are not meant to be understood as unnecessary in the city. Rather, it is perceived that those needs may have other, more appropriate funding sources. The City has identified a limited number of priorities to provide a focus for activities that will be funded in the next five year period to ensure that funds can be spent in a timely manner.</p>
10	Priority Need Name	CDHO set aside
	Priority Level	High
	Population	Extremely Low Low Moderate Large Families Families with Children Elderly
	Geographic Areas Affected	Rolling Mill Hill South Wilkes-Barre North End East End Heights Miners Mills Parsons Central

	Associated Goals	CHDO Set aside
	Description	CHDO set aside to be utilized for eligible CHDO activities.
	Basis for Relative Priority	<p>Priorities were established from citizen input and a variety of consultations and meetings. The priority list serves as a general guide to decision-making, not a rule. A multitude of factors determine the funding of individual projects, including readiness and the number/concentration of LMI persons served. The priority identification plays an important but not absolute role in project selection. The priorities were established using the following definitions:</p> <ul style="list-style-type: none"> • High priorities are those activities that WILL be funded with CDBG funds • Medium priorities are those activities that MAY be funded with CDBG funds, but only after high priorities have been funded. • Low priorities are those activities that will NOT be funded with CDBG funds by the city; however, the city will consider providing certifications of consistency and supporting applications submitted for non-city funds by other entities. <p>Medium and low priority activities are still important and are not meant to be understood as unnecessary in the city. Rather, it is perceived that those needs may have other, more appropriate funding sources. The City has identified a limited number of priorities to provide a focus for activities that will be funded in the next five year period to ensure that funds can be spent in a timely manner.</p>
11	Priority Need Name	Economic Development
	Priority Level	High
	Population	Non-housing Community Development
	Geographic Areas Affected	Rolling Mill Hill South Wilkes-Barre North End East End Heights Miners Mills Parsons Central
	Associated Goals	Economic Development

	Description	<p>The City of Wilkes-Barre's primary goals for the community are to improve the standard of living and the economic opportunities for City residents, and to revitalize neighborhood commercial and industrial areas, as well as the central business district. In addition, the City will strive to:</p> <p>Increase employment opportunities in the City, with special attention to strengthening the commercial/industrial base;</p> <ul style="list-style-type: none"> • Assist businesses through micro-enterprise assistance • Facilitate the adaptation and reuse of existing vacant and under-utilized land and • Create a lending program to facilitate economic development projects.
	Basis for Relative Priority	<p>Priorities were established from citizen input and a variety of consultations and meetings. The priority list serves as a general guide to decision-making, not a rule. A multitude of factors determine the funding of individual projects, including readiness and the number/concentration of LMI persons served. The priority identification plays an important but not absolute role in project selection. The priorities were established using the following definitions:</p> <ul style="list-style-type: none"> • High priorities are those activities that WILL be funded with CDBG funds • Medium priorities are those activities that MAY be funded with CDBG funds, but only after high priorities have been funded. • Low priorities are those activities that will NOT be funded with CDBG funds by the city; however, the city will consider providing certifications of consistency and supporting applications submitted for non-city funds by other entities. <p>Medium and low priority activities are still important and are not meant to be understood as unnecessary in the city. Rather, it is perceived that those needs may have other, more appropriate funding sources. The City has identified a limited number of priorities to provide a focus for activities that will be funded in the next five year period to ensure that funds can be spent in a timely manner.</p>

Narrative (Optional)

SP-30 Influence of Market Conditions – 91.215 (b)

Influence of Market Conditions

Affordable Housing Type	Market Characteristics that will influence the use of funds available for housing type
Tenant Based Rental Assistance (TBRA)	Coordination with various agencies including The Housing Development Corporation of NEPA and the 2018 market study/needs assessment. Finding availability is always a factor.
TBRA for Non-Homeless Special Needs	Coordination with various agencies including The Housing Development Corporation of NEPA and the 2018 market study/needs assessment. Finding availability is always a factor.
New Unit Production	The Housing Development Corporation and the 2018 market study.
Rehabilitation	According to the American Community Survey (2011-2015) 55.6% of the housing inventory in the City of Wilkes-Barre was built before 1939. Pure age of the structure requires continued upkeep to maintain Housing Quality Standards.
Acquisition, including preservation	Due to the limited housing inventory and limited space for new housing development, acquisition to preserve housing stock will be considered.

Table 49 – Influence of Market Conditions

SP-35 Anticipated Resources - 91.215(a)(4), 91.220(c)(1,2)

Introduction

Our federal funding allocations will be used in a manner that support the three (3) major goals of our Consolidated Plan, which are to provide decent affordable housing, create a suitable living environment and create economic opportunities to principally benefit low to moderate income persons in the City of Wilkes-Barre. The City of Wilkes-Barre will also continue to apply for funding through any other State or Federal Agency or Authority.

Anticipated Resources

Program	Source of Funds	Uses of Funds	Expected Amount Available Year 1				Expected Amount Available Remainder of ConPlan \$	Narrative Description
			Annual Allocation: \$	Program Income: \$	Prior Year Resources: \$	Total: \$		
CDBG	public - federal	Acquisition Admin and Planning Economic Development Housing Public Improvements Public Services	1,556,657	190,655	0	1,747,312	6,989,248	Amount for remainder of Con Plan is estimated as 4 times the Year 1 allocation amount. Note, Program Income can/will fluctuate annually.

Program	Source of Funds	Uses of Funds	Expected Amount Available Year 1				Expected Amount Available Remainder of ConPlan \$	Narrative Description
			Annual Allocation: \$	Program Income: \$	Prior Year Resources: \$	Total: \$		
HOME	public - federal	Acquisition Homebuyer assistance Homeowner rehab Multifamily rental new construction Multifamily rental rehab New construction for ownership TBRA	387,272	5,000	0	392,272	1,569,088	Amount for remainder of Con Plan is estimated as 4 times the Year 1 allocation amount.
Other	public - federal	Other	915,761	0	0	915,761	0	CDBG-CV funds will be used to prevent, prepare for and respond to the COVID-19 pandemic.

Table 50 - Anticipated Resources

Explain how federal funds will leverage those additional resources (private, state and local funds), including a description of how matching requirements will be satisfied

The federal CDBG and HOME funds are intended to provide low/moderate income households with viable communities, including decent housing, a suitable living environment, and expanded economic opportunities. Eligible activities include community facilities and improvements, housing rehabilitation and preservation, affordable housing development activities, public services, economic development, planning, and administration. The City will partner with other public agencies and nonprofit organizations, when feasible, to leverage resources and maximize

outcomes in housing and community development. The City of Wilkes-Barre will continue to encourage private developers and non-profit groups to participate in community revitalization efforts, particularly in the development of affordable housing.

Annually, HUD publishes the HUD Reductions for the HOME Program. Historically, the City of Wilkes-Barre receives a reduction of 100%.

If appropriate, describe publically owned land or property located within the jurisdiction that may be used to address the needs identified in the plan

The City of Wilkes-Barre will continue to market all publicly owned land and properties to help meet the needs laid out in this plan.

Discussion

While the City did not receive funding for Emergency Solutions Grant for FY 2020, the City accepts the challenge and will take every opportunity to utilize our assets to achieve the goals and objectives outlined in our current Consolidated Plan.

SP-40 Institutional Delivery Structure – 91.215(k)

Explain the institutional structure through which the jurisdiction will carry out its consolidated plan including private industry, non-profit organizations, and public institutions.

Responsible Entity	Responsible Entity Type	Role	Geographic Area Served
WILKES-BARRE CITY BUREAU OF COMMUNITY DEVELOPMENT	Government	Economic Development Homelessness Non-homeless special needs Ownership Planning Public Housing Rental neighborhood improvements public facilities public services	Jurisdiction
Housing Development Corp. of NEPA	CHDO	Homelessness Ownership Public Housing Rental	Region
Commission on Economic Opportunity	Non-profit organizations	Economic Development Homelessness Non-homeless special needs Planning Public Housing Rental neighborhood improvements public services	Region
Wilkes-Barre Housing Authority		Public Housing Rental	Jurisdiction

Table 51 - Institutional Delivery Structure
Assess of Strengths and Gaps in the Institutional Delivery System

The City of Wilkes-Barre's Bureau of Community Development is responsible for the overall implementation of the five-year consolidated plan. The Bureau administers the contracts with nonprofit

organizations providing housing rehabilitation services, shelter services, supportive counseling for victims of crime, and shelter services for domestic violence victims. The Bureau works in conjunction with other City departments such as the Office of Planning and Zoning, the Operations Department which is responsible for code enforcement, inspections for owner occupied rehabilitations and for demolition of substandard buildings that are not suitable for rehabilitation and the Health Department is responsible for the childhood lead testing program. The City of Wilkes-Barre believes this is an effective delivery system, without gaps.

Availability of services targeted to homeless persons and persons with HIV and mainstream services

Homelessness Prevention Services	Available in the Community	Targeted to Homeless	Targeted to People with HIV
Homelessness Prevention Services			
Counseling/Advocacy	X	X	X
Legal Assistance	X	X	X
Mortgage Assistance	X	X	X
Rental Assistance	X	X	X
Utilities Assistance	X	X	X
Street Outreach Services			
Law Enforcement	X	X	
Mobile Clinics			
Other Street Outreach Services			X
Supportive Services			
Alcohol & Drug Abuse	X	X	
Child Care	X		
Education	X		
Employment and Employment Training	X	X	
Healthcare	X	X	
HIV/AIDS	X		
Life Skills	X	X	
Mental Health Counseling	X	X	
Transportation	X		
Other			

Table 52 - Homeless Prevention Services Summary

Describe how the service delivery system including, but not limited to, the services listed above meet the needs of homeless persons (particularly chronically homeless individuals and families, families with children, veterans and their families, and unaccompanied youth)

The City of Wilkes-Barre is fortunate to have many social service agencies located within the City limits that provide benefits/referrals to very low and low income individuals/families and persons with HIV in order to maintain positive health, mental health and prevent homelessness. These organizations also serve the needs of those who have already become homeless.

A few of these agencies include the following:

- Wilkes-Barre Housing Authority;
- Housing Development Corporation of NEPA;
- Commission on Economic Opportunity;
- Domestic Violence Service Center;
- Volunteers of America PA;
- Catholic Social Services;
- The Salvation Army; and
- Valley Youth House
- Veterans Administration Medical Center
- Wyoming Valley AIDS Council.

These organizations provide many services to homeless or those at risk homelessness, including but not limited to: counseling, case management, life skills training, financial literacy classes, and victim advocacy. These services help residents develop skills and knowledge to transition into permanent supportive housing or independent living and to gain steady employment. The ultimate goal of providing supportive services is self-sufficiency.

Describe the strengths and gaps of the service delivery system for special needs population and persons experiencing homelessness, including, but not limited to, the services listed above

The needs for the Special Needs Population including the homeless in the City of Wilkes-Barre is a concern for many of the City's departments including the Bureau of Community Development, the Police and Fire Departments, the Department of Public Works, the Health Department, the Department of Operations, and the Office of Planning and Zoning. Each department has a standard referral process that dictates how a homeless individual or family is assisted. Bureau of Community Development staff and an officer with the Police Department also assists with the annual Point-in-Time surveys, among other activities related to homelessness.

However, gaps in the service delivery system exist, including: inadequate funding to provide the level of services needed; and uneven geographic coverage of services. In addition, the following issues have been identified:

1. Staff turnover with service providers leads to confusion with regulations between CDBG & ESG funding;

2. Insufficient public awareness of services and needs;
3. Some language and cultural barriers; and
4. Cultural barriers which may prevent accepting government assistance

Provide a summary of the strategy for overcoming gaps in the institutional structure and service delivery system for carrying out a strategy to address priority needs

The annual consultation process with the CoC and other service providers provides a continued analysis of the needs of the homeless/potentially homeless and special needs populations. Additionally, participating in bi-monthly CoC board meeting and the quarterly Homeless Coalition meetings provides an opportunity for all Luzerne County service providers to identify and adjust strategies for services provided to those identified special need populations.

SP-45 Goals Summary – 91.215(a)(4)

Goals Summary Information

Sort Order	Goal Name	Start Year	End Year	Category	Geographic Area	Needs Addressed	Funding	Goal Outcome Indicator
1	CDBG Administration	2020	2024	Administration	Rolling Mill Hill South Wilkes-Barre North End East End Heights Miners Mills Parsons Central	CDBG Administration	CDBG: \$1,556,655 CDBG-CV: \$135,000	Other: 0 Other
2	Demolition	2020	2024	Slum and blight	Rolling Mill Hill South Wilkes-Barre North End East End Heights Miners Mills Parsons Central	Demolition	CDBG: \$1,331,535	Buildings Demolished: 25 Buildings

Sort Order	Goal Name	Start Year	End Year	Category	Geographic Area	Needs Addressed	Funding	Goal Outcome Indicator
3	Public Facilities	2020	2024	fire equipment	Rolling Mill Hill South Wilkes-Barre North End East End Heights Miners Mills Parsons Central	public facilities	CDBG: \$728,840 CDBG-CV: \$125,000	Public Facility or Infrastructure Activities other than Low/Moderate Income Housing Benefit: 40835 Persons Assisted
4	Public Improvements & Infrastructure	2020	2024	Non-Housing Community Development	Rolling Mill Hill South Wilkes-Barre North End East End Heights Miners Mills Parsons Central	Public Improvements & Infrastructure	CDBG: \$2,944,400	Public Facility or Infrastructure Activities other than Low/Moderate Income Housing Benefit: 21071 Persons Assisted

Sort Order	Goal Name	Start Year	End Year	Category	Geographic Area	Needs Addressed	Funding	Goal Outcome Indicator
5	Housing Rehabilitation	2020	2024	Affordable Housing	Rolling Mill Hill South Wilkes-Barre North End East End Heights Miners Mills Parsons Central	Housing Rehabilitation	CDBG: \$425,000	Homeowner Housing Rehabilitated: 100 Household Housing Unit
6	Public services Low/Moderate areas	2020	2024	Non-Housing Community Development	Rolling Mill Hill South Wilkes-Barre North End East End Heights Miners Mills Parsons Central	Public services low/moderate area	CDBG: \$707,500 CDBG-CV: \$122,400	Public service activities other than Low/Moderate Income Housing Benefit: 40835 Persons Assisted

Sort Order	Goal Name	Start Year	End Year	Category	Geographic Area	Needs Addressed	Funding	Goal Outcome Indicator
7	Public services client based	2020	2024	Non-Homeless Special Needs	Rolling Mill Hill South Wilkes-Barre North End East End Heights Miners Mills Parsons Central	Public services client based	CDBG: \$92,000 CDBG-CV: \$15,000	Public service activities other than Low/Moderate Income Housing Benefit: 3440 Persons Assisted
8	HOME Administration	2020	2024	Administration	Rolling Mill Hill South Wilkes-Barre North End East End Heights Miners Mills Parsons Central	HOME Administration	HOME: \$193,635	Other: 0 Other

Sort Order	Goal Name	Start Year	End Year	Category	Geographic Area	Needs Addressed	Funding	Goal Outcome Indicator
9	HOME Program	2020	2024	Affordable Housing	Rolling Mill Hill South Wilkes-Barre North End East End Heights Miners Mills Parsons Central	HOME Program	HOME: \$1,477,275	Rental units constructed: 2 Household Housing Unit Homeowner Housing Added: 2 Household Housing Unit Homeowner Housing Rehabilitated: 15 Household Housing Unit
10	CHDO Set aside	2020	2024	Affordable Housing	Rolling Mill Hill South Wilkes-Barre North End East End Heights Miners Mills Parsons Central	CDHO set aside	HOME: \$290,450	Rental units constructed: 2 Household Housing Unit Homeowner Housing Added: 2 Household Housing Unit

Sort Order	Goal Name	Start Year	End Year	Category	Geographic Area	Needs Addressed	Funding	Goal Outcome Indicator
11	Economic Development	2020	2024	Non-Housing Community Development	Rolling Mill Hill South Wilkes-Barre North End East End Heights Miners Mills Parsons Central	Economic Development	CDBG-CV: \$518,361	Businesses assisted: 15 Businesses Assisted

Table 53 – Goals Summary

Goal Descriptions

1	Goal Name	CDBG Administration
	Goal Description	Funding allocated for the administration of the Community Development Block Grant program.
2	Goal Name	Demolition
	Goal Description	Demolition and site clearance of substandard units that are not suitable for rehabilitation on a city wide basis.
3	Goal Name	Public Facilities
	Goal Description	Purchase of firefighting and lifesaving equipment as well as building improvements to public facilities.

4	Goal Name	Public Improvements & Infrastructure
	Goal Description	Serving low/moderate income census tracts and block groups greater than 51% low/moderate. Projects include roadway reconstruction, bridges, creek walls, ADA curb cuts, sidewalks and any other activities that are eligible under this category.
5	Goal Name	Housing Rehabilitation
	Goal Description	Emergency housing rehabilitation program for residents that are at or below the 80% AMI income category.
6	Goal Name	Public services Low/Moderate areas
	Goal Description	Public service activities for the benefit of residents residing in low/moderate eligible areas.
7	Goal Name	Public services client based
	Goal Description	Services for benefit of low/moderate income residents.
8	Goal Name	HOME Administration
	Goal Description	Eligible costs associated with the administration of the HOME Investment Partnership program.
9	Goal Name	HOME Program
	Goal Description	Funds will be used for the acquisition, rehabilitation, construction of new homeownership and rental units and other eligible HOME costs.
10	Goal Name	CHDO Set aside
	Goal Description	15% of the HOME entitlement set aside for an eligible CHDO activity leading to the development of an affordable housing unit as required by the HOME regulations.

11	Goal Name	Economic Development
	Goal Description	<p>The City of Wilkes-Barre's primary goals for the community are to improve the standard of living and the economic opportunities for City residents, and to revitalize neighborhood commercial and industrial areas, as well as the central business district. In addition, the City will strive to:</p> <p>Increase employment opportunities in the City, with special attention to strengthening the commercial/industrial base;</p> <ul style="list-style-type: none"> • Assist businesses through micro-enterprise assistance • Facilitate the adaptation and reuse of existing vacant and under-utilized land and • Create a lending program to facilitate economic development projects.

Estimate the number of extremely low-income, low-income, and moderate-income families to whom the jurisdiction will provide affordable housing as defined by HOME 91.315(b)(2)

2 new construction rental units, 2 new construction homeownership units and 15 rehabilitations.

SP-50 Public Housing Accessibility and Involvement – 91.215(c)

Need to Increase the Number of Accessible Units (if Required by a Section 504 Voluntary Compliance Agreement)

The Wilkes-Barre Housing Authority is not subject to conditions of a Voluntary Compliance Agreement.

Activities to Increase Resident Involvements

The Wilkes-Barre Housing Authority's Resident Advisory Board meets periodically to discuss residents' needs which enable the Authority to promote quality of life and resident satisfaction. The Authority applied for renewal of its Resident Opportunity Service Coordinator (ROSS) grant. This grant would allow our Authority to continue to provide services to the poor, elderly, and disabled residents. Services provided include but are not limited to meal services, health appointments, transportation and wellness awareness.

Is the public housing agency designated as troubled under 24 CFR part 902?

No

Plan to remove the 'troubled' designation

N/A

SP-55 Barriers to affordable housing – 91.215(h)

Barriers to Affordable Housing

The City of Wilkes-Barre has no written public policies affecting “Barriers to affordable Housing” on the contrary the City has “unwritten” policies that help remove “barriers to affordable housing this included:

1. Taxing policies that affect land and property: The City has included some of the worst parcels in the Pennsylvania Keystone Opportunity Zone. This program offers no state or local taxes for a period of ten (10) years as an incentive for developers to improve and offer competitive sale prices to low- and moderate-income singles and families.

2. Land use controls and zoning ordinances: The City, through its Office of Zoning and Planning, does everything it possibly can to assist all property owners with meeting the City Code and in helping them apply for variances and waivers when needed.

3. Building Codes: The City, through its Code Enforcement Office and its Neighborhood Impact Team (NIT), is very diligent in assuring that all building codes are met. This is done to assure that all residents have safe housing. The NIT, with the help of local agencies is also there to help meet the needs of people that become displaced due to unsafe housing conditions. The City uses the 2015 International Construction Code for all codes except the electrical code, which is the National electrical Code. All codes are automatically updated by Ordinance when the updates of each national code are published.

4. Fee and Charges: Persons with limited financial resources may request and are usually granted a waiver of fees and charges. The City’s unwritten policy is to insure safe housing and not raise money through fees.

5. Growth Limits: Presently, the City does not have a problem with growth limits as far as resident structures are concerned. There is currently a surplus of housing stock in the City.

6. Return on residential investment: The City is concentrating its efforts on problem properties throughout the City. Substandard properties affect the value of all the neighboring properties. The City’s unwritten policy is to improve the quality of life as well as property values in the neighborhoods where there are problem properties. Also, The City has concentrated on neighborhoods that have a negative perception. By improving their homes resulting in a change of perception from negative to positive.

Strategy to Remove or Ameliorate the Barriers to Affordable Housing

In 2018 a market study and needs assessment conducted for the construction of four additional Senior Rental units built at the site of the Courtright Neighborhood. The study indicated the need for affordable housing is anticipated to remain strong. Among other issues of concern were;

1. Age of existing housing stock that requires extensive modernization and rehabilitation.

2. Lack of units available, according to the study most of the subsidized rental units have a 100% occupancy rate and maintain a waiting list.

3. Demographics of the City are an increasing elderly population, high poverty rate and a high unemployment rate.

4. Low/moderate income level of The City of Wilkes-Barre is 56.61%.

It should also be noted that one of the key factors affecting affordable housing is geographic location. The City of Wilkes-Barre is roughly 7.2 square miles surrounded on all sides by other communities. Limited space is available for new construction and the older homes require a high degree of maintenance and/or rehabilitation. When the City of Wilkes-Barre demolishes a substandard unit/unfit for rehabilitation, current zoning ordinances prevent the development of an additional unit at the site.

The City of Wilkes-Barre Housing Rehabilitation Programs can be broken down into three major components. The first is the Emergency Rehabilitation Program and its objective is to eliminate conditions that are detrimental to the health and safety of the occupants, examples would include nonfunctioning furnaces, broken sewer/water lines, faulty electrical services and leaking roofs. By eliminating a specific housing code violation, we are allowing the occupants to remain in their homes.

The second is the City's Community Development 1-2 unit Owner-occupied Rehabilitation Program. The objective of both this program is to bring the housing into 100% compliance with the City of Wilkes-Barre's Housing Codes. Additionally, any lead based paint issues and handicap accessibility would be addressed. These households must be within 80% of the AMI in order to qualify. All repairs are made in compliance with the applicable building, plumbing and electrical codes in effect at the time of the repairs are completed.

Third is the HOME Investment Partnership Owner Occupied Rehabilitation Program. The objective of this program is to bring the housing unit into 100% compliance with the City of Wilkes-Barre's Housing Codes as well as address any useful life issues with major infrastructure items. Additionally, all lead based paint issues and any identified handicap accessibility issues would be addressed. These households must be within 80% of the AMI in order to qualify. All repairs are made in compliance with the applicable building, plumbing and electrical codes in effect at the time of the repairs are completed.

Another objective of the HOME Investment Partnership Program is the development of safe, decent and affordable housing units. This can be accomplished by either a new construction or through acquisition and rehabilitation activity.

The HOME Program Final Rule found at 24 CFR Part 92 is where you can locate the statutory regulations for the program. The HOME Final Rule has been updated over the years. The most recent update was published in the Federal Register on July 24, 2013.

SP-60 Homelessness Strategy – 91.215(d)

Reaching out to homeless persons (especially unsheltered persons) and assessing their individual needs

The Luzerne County CoC as a whole along with two of its member agencies (CEO & VOAPA) conduct outreach services to homeless persons. CEO provides outreach through a systematic approach by first identifying the homeless, their needs and addressing their needs through referrals. The drop in center and the soup kitchen located in downtown Wilkes-Barre provide an excellent opportunity to identify unsheltered individuals and provide referrals to programming.

The Give Hope Team, a new program of VOAPA, is a rapid social service navigation program that primarily focuses on homelessness/housing security, addressing mental health and substance abuse concerns, and providing client-led case management. The Give Hope team conducts street outreach to individuals who are living in non-habitable locations, complete assessments on the individual and rapidly connect them to the services/agencies that can provide assistance. Give Hope provides case management across a full continuum of services to achieve better health outcomes, reduce criminal activity, enhance community safety, decrease homelessness and vagrancy and increase livability and workability in “hot spot” areas.

Give Hope went live during the second quarter of 2019. Over the last 9 months of 2019, the Give Hope outreach team had directly engaged with 134 homeless individuals in Wilkes-Barre to provide initial assessments. A total of 85 of the 134 individuals contacted completed the intake assessment provided by the Navigation Coordinator and have been connected to services with 63% placed in permanent housing, 27% were placed in shelter, transitional or other housing and 10% entered substance abuse treatment. 20 of those individuals who completed the initial assessment did not follow up for an intake appointment.

Volunteers of America PA as well as the City of Wilkes-Barre are optimistic that the Give Hope Team will receive continued funding for this essential service to the homeless community.

Addressing the emergency and transitional housing needs of homeless persons

The Luzerne CoC has a coordinated assessment of needs for homeless persons. Catholic Social Services operates a drop in center along with a soup kitchen in downtown Wilkes-Barre that helps coordinate/refer potentially homeless and homeless persons to services to meet their particular needs. The members of the Luzerne County CoC are vested in providing a comprehensive approach when it comes to connecting the homeless with all resources available to the homeless community.

Helping homeless persons (especially chronically homeless individuals and families, families with children, veterans and their families, and unaccompanied youth) make the transition to permanent housing and independent living, including shortening the period of time that

individuals and families experience homelessness, facilitating access for homeless individuals and families to affordable housing units, and preventing individuals and families who were recently homeless from becoming homeless again.

The transition period from one being homeless to permanent housing is not a quick one. In many cases underlying barriers such as Mental Health, Drug & Alcohol, credit issues as well as employment history or lack thereof as well as basic life skills need to be addressed first.

The primary focus of the Luzerne County CoC as a whole is to help provide the member agencies with the necessary resources & tools to assist in the process of going from homeless to affordable permanent housing with follow up case management services. The ultimate goal is to provide that person with the necessary skills and resources to remain in permanent housing and avoid becoming homeless again.

Help low-income individuals and families avoid becoming homeless, especially extremely low-income individuals and families who are likely to become homeless after being discharged from a publicly funded institution or system of care, or who are receiving assistance from public and private agencies that address housing, health, social services, employment, education or youth needs

Once an at risk individual is identified, the Luzerne CoC or one of the other member agencies can refer this person to the appropriate agency for assistance. When they arrive at the agency they were referred to, case management staff will then begin the coordinated entry process to help identify what services are needed, they can include life skills, budgeting skills, rental assistance or rapid rehousing to name a few. The CoC as a whole works together to share information through the coordinated entry system and the by-weekly meeting so the process remains fluid and easy to navigate for the individual.

It is important that persons recently released from prison, Mental Health/Drug & Alcohol treatment facilities, foster care Etc. are not released without a proper discharge plan that includes housing.

SP-65 Lead based paint Hazards – 91.215(i)

Actions to address LBP hazards and increase access to housing without LBP hazards

The City of Wilkes-Barre recognizes the issues associated with lead-paint. Most homes constructed in the city were constructed prior to 1970. To address these issues the City of Wilkes-Barre currently administers the following programs through its Community Development Block Grant and HOME Investment Partnership Programs: The Emergency Rehabilitation Grant Program, Low interest Housing Loan/Grant Program, Home Buyer Program, CHDO Home Buyer Program and HOME Program Low Interest Loan/Grant Rehabilitation Program. In all of these programs, the city follows the guidelines as set forth in the Lead Safe Hazard Regulations at 24 CFR Part 35, subpart J-Rehabilitation.

The City of Wilkes-Barre entered an agreement with the Commission on Economic Opportunity to perform lead inspection services for our loan/grant rehabilitation program. Under the agreed terms, CEO performs lead based paint risk assessment inspection, XRK testing, soil samples, clearance testing and re-testing if necessary. CEO works closely with the City rehabilitation staff to assure that all housing code violations and all lead paint reduction activities are completed. CEO then prepares the work write-up for the lead paint reduction activities and forwards it to the City for incorporation into our write-up.

All lead-based paint reduction activities will be completed in accordance with Title X of the Housing and Community Development Act of 1992.

The City also anticipates that Pinnacle Health and the Wilkes-Barre City Health Department will refer those households with identified lead pain hazards to our program. The City will evaluate the households and if they meet our program guidelines, we will rehabilitate their house and perform the necessary lead reduction activities.

How are the actions listed above related to the extent of lead poisoning and hazards?

The actions above will eliminate or reduce a small number of housing Lead-based paint hazards. It is believed that through coordination between the City of Wilkes-Barre, Wilkes-Barre Health Department and the Commission on Economic Opportunity, we can continue to educate the citizens on the dangers of lead poisoning.

How are the actions listed above integrated into housing policies and procedures?

In accordance with Title X of the House & Community act all programs operated through the Bureau of Community Development has incorporated the provisions of the Lead Poisoning Hazards into their operating procedures. In addition, The Wilkes-Barre Health Department uses a procedural manual issued by the Commonwealth of Pennsylvania Department of Health, The Healthy Home Case Management Guidelines.

SP-70 Anti-Poverty Strategy – 91.215(j)

Jurisdiction Goals, Programs and Policies for reducing the number of Poverty-Level Families

According to the 2011-2015 American Community Survey, 56.61% of Wilkes-Barre residents lived in poverty. The City believes that the most effective method of lowering the number of households living in poverty is to assist them in developing the skills necessary to become more independent and self-sufficient.

Each year, the City budgets a portion of its CDBG funds to assist extremely low and low/mod income individuals and families. For adults, the City funds an emergency housing rehabilitation program and crime counseling. For children, CDBG funds are used to support children's health and education programming, library services and summer camp programs.

In addition to the services mentioned previously, which are available to all extremely low and low/mod income residents, the City funds several services for persons with special needs. For example, it supports shelter programs for men, woman and victims of domestic violence. It should be noted that the City's housing rehabilitation programs often enable elderly or frail elderly homeowners to remain in their home, and allow those with physical limitations to adapt their home to their specific needs

The City continues to make efforts in meeting the supportive needs of the homeless, those threatened with homelessness, and those with special needs. In the case of the homeless, the purpose of the supportive services is to assist them in dealing with the problems that led to their homelessness. Hopefully, their stay in a shelter facility will serve as a transition to permanent housing and a starting point towards developing their independence and self-sufficiency. The City will use CDBG funds to support the operating budget of three (3) emergency shelter programs. This will allow the sheltering organizations to provide more intensive social services to the participants in their programs. In addition, whenever possible, the City will assist the shelter providers in obtaining financial assistance to meet the physical needs of the sheltering facilities.

How are the Jurisdiction poverty reducing goals, programs, and policies coordinated with this affordable housing plan

Poverty is a function of income. Factors that affect income include education, job training, and employment. The City of Wilkes-Barre, by itself, has very little control over the factors that cause poverty. Such factors include unemployment, substance abuse issues, and lack of transportation options to get to and from work, to name a few.

While the City has little control over the overall factors that cause poverty, the City can help to reduce the number of residents living in poverty by advocating for a continued increase in public transit options within the greater Wilkes-Barre area to and from low-income areas, including extended service hours on

the evenings and weekends as well as the addition of new or alternate routes to all industrial parks that have a hard time filling second and third shift positions.

Nurturing economic growth is also a critical component of reducing poverty. Recognizing that downtown and neighborhood revitalization efforts cannot be mutually exclusive. It is important to understand that the downtown business community recognizes the importance of having strong neighboring communities to attract a stable customer base with discretionary income and an environment that feels safe and is attractive; while the neighborhoods need the strength of the business district as a potential source of employment opportunities, customers for neighborhood businesses and restaurants, and a new market for neighborhood housing.

Ultimately, federal and state policies on welfare, health care, and the minimum wage are crucial factors in the fight to address and reduce poverty. The City will continue to provide incentives for businesses to locate in low income areas, to encourage improved transportation alternatives, to support organizations that provide job training and placement services, to support homeless prevention activities, and to preserve and improve affordable housing options, as part of its strategy to prevent and alleviate poverty in the City of Wilkes-Barre.

SP-80 Monitoring – 91.230

Describe the standards and procedures that the jurisdiction will use to monitor activities carried out in furtherance of the plan and will use to ensure long-term compliance with requirements of the programs involved, including minority business outreach and the comprehensive planning requirements

The activities described in this 5 year Consolidated Plan will be carried out by the City's Bureau of Community Development and nonprofit organizations as Subrecipients. Each year, the Bureau of Community Development prepares an Annual Action Plan, based on the City's Consolidated Plan, detailing its anticipated activities during the upcoming program year. Once the plan is approved by the Mayor and City Council, staff are then assigned their responsibilities for the new program year by the Director of the Bureau of Community Development.

At the beginning of the new program year, the Director of the Bureau of Community Development meets with the staff on a weekly basis to monitor activity/project progress towards meeting the objectives outlined in the most recent Annual Action Plan and to ensure compliance with all Federal statutory and regulatory requirements such as minority business outreach and civil rights compliance. All expenditures are reviewed by the Director and Program Manager of the Bureau of Community Development. The financial status of the various programs is reviewed on a regular basis by the Finance Department and the Bureau of Community Development Staff.

Each year, nonprofit organizations submit applications for funding through City-administered Community Development Block Grant program. The applications are reviewed for eligibility and suitability, and the organizations are evaluated for their ability to properly administer the proposed program. Once funding decisions are made, the proposals are used to prepare the subrecipient agreements with the agencies. Each subrecipient agreement will include a project description with anticipated accomplishments of the activity to be funded, a schedule and a budget. Additionally, the subrecipient agreement outlines the applicable Federal regulatory and statutory requirements.

Each subrecipient must submit client characteristics (low/mod client subrecipients) and a year end narrative of accomplishments, which enable the City to compare the actual accomplishments to the objectives stated in the agreement. Similarly, invoices are compared to the budget contained in the agreement.

The Director and/or Program Manager from the Bureau of Community Development will conduct on-site monitoring visits of each subrecipient once a year, preferably within six months of the end of the most recent program year. Additional monitoring may be necessary in some cases if deficiencies are identified during the on-site monitoring visit.

At the end of the program year, each subrecipient must submit an annual audit, either a Single Audit or an audit conducted in accordance with generally accepted auditing standards.

Expected Resources

AP-15 Expected Resources – 91.220(c)(1,2)

Introduction

Our federal funding allocations will be used in a manner that support the three (3) major goals of our Consolidated Plan, which are to provide decent affordable housing, create a suitable living environment and create economic opportunities to principally benefit low to moderate income persons in the City of Wilkes-Barre. The City of Wilkes-Barre will also continue to apply for funding through any other State or Federal Agency or Authority.

Anticipated Resources

Program	Source of Funds	Uses of Funds	Expected Amount Available Year 1				Expected Amount Available Remainder of ConPlan \$	Narrative Description
			Annual Allocation: \$	Program Income: \$	Prior Year Resources: \$	Total: \$		
CDBG	public - federal	Acquisition Admin and Planning Economic Development Housing Public Improvements Public Services	1,556,657	190,655	0	1,747,312	6,989,248	Amount for remainder of Con Plan is estimated as 4 times the Year 1 allocation amount. Note, Program Income can/will fluctuate annually.

Program	Source of Funds	Uses of Funds	Expected Amount Available Year 1				Expected Amount Available Remainder of ConPlan \$	Narrative Description
			Annual Allocation: \$	Program Income: \$	Prior Year Resources: \$	Total: \$		
HOME	public - federal	Acquisition Homebuyer assistance Homeowner rehab Multifamily rental new construction Multifamily rental rehab New construction for ownership TBRA	387,272	5,000	0	392,272	1,569,088	Amount for remainder of Con Plan is estimated as 4 times the Year 1 allocation amount.
Other	public - federal	Other	915,761	0	0	915,761	0	CDBG-CV funds will be used to prevent, prepare for and respond to the COVID-19 pandemic.

Table 54 - Expected Resources – Priority Table

Explain how federal funds will leverage those additional resources (private, state and local funds), including a description of how matching requirements will be satisfied

The federal CDBG and HOME funds are intended to provide low/moderate income households with viable communities, including decent housing, a suitable living environment, and expanded economic opportunities. Eligible activities include community facilities and improvements, housing rehabilitation and preservation, affordable housing development activities, public services, economic development, planning, and administration. The City will partner with other public agencies and nonprofit organizations, when feasible, to leverage resources and maximize outcomes in housing and community development. The City of Wilkes-Barre will continue to encourage private developers and non-profit groups to participate in community revitalization efforts, particularly in the development of affordable housing.

Annually, HUD publishes the HUD Reductions for the HOME Program. Historically, the City of Wilkes-Barre receives a reduction of 100%.

If appropriate, describe publically owned land or property located within the jurisdiction that may be used to address the needs identified in the plan

The City of Wilkes-Barre will continue to market all publicly owned land and properties to help meet the needs laid out in this plan.

Discussion

While the City did not receive funding for Emergency Solutions Grant for FY 2020, the City accepts the challenge and will take every opportunity to utilize our assets to achieve the goals and objectives outlined in our current Consolidated Plan.

Annual Goals and Objectives

AP-20 Annual Goals and Objectives

Goals Summary Information

Sort Order	Goal Name	Start Year	End Year	Category	Geographic Area	Needs Addressed	Funding	Goal Outcome Indicator
1	CDBG Administration	2020	2024	Administration	Rolling Mill Hill South Wilkes- Barre North End East End Heights Miners Mills Parsons Central	CDBG Administration	CDBG: \$311,331	Other: 0 Other

Sort Order	Goal Name	Start Year	End Year	Category	Geographic Area	Needs Addressed	Funding	Goal Outcome Indicator
2	Public Facilities	2020	2024	fire equipment	Rolling Mill Hill South Wilkes- Barre North End East End Heights Miners Mills Parsons Central	public facilities	CDBG: \$145,768	Public Facility or Infrastructure Activities other than Low/Moderate Income Housing Benefit: 40835 Persons Assisted
3	Public Improvements & Infrastructure	2020	2024	Non-Housing Community Development	Rolling Mill Hill South Wilkes- Barre North End East End Heights Miners Mills Parsons Central	Public Improvements & Infrastructure	CDBG: \$588,880	Public Facility or Infrastructure Activities other than Low/Moderate Income Housing Benefit: 40835 Persons Assisted

Sort Order	Goal Name	Start Year	End Year	Category	Geographic Area	Needs Addressed	Funding	Goal Outcome Indicator
4	Demolition	2020	2024	Slum and blight	Rolling Mill Hill South Wilkes- Barre North End East End Heights Miners Mills Parsons Central	Demolition	CDBG: \$266,307	Buildings Demolished: 6 Buildings
5	Housing Rehabilitation	2020	2024	Affordable Housing	Rolling Mill Hill South Wilkes- Barre North End East End Heights Miners Mills Parsons Central	Housing Rehabilitation	CDBG: \$85,000	Homeowner Housing Rehabilitated: 24 Household Housing Unit

Sort Order	Goal Name	Start Year	End Year	Category	Geographic Area	Needs Addressed	Funding	Goal Outcome Indicator
6	Public services Low/Moderate areas	2020	2024	Non-Housing Community Development	Rolling Mill Hill South Wilkes- Barre North End East End Heights Miners Mills Parsons Central	Public services low/moderate area	CDBG: \$141,500	Public service activities other than Low/Moderate Income Housing Benefit: 40835 Persons Assisted
7	Public services client based	2020	2024	Non-Homeless Special Needs	Rolling Mill Hill South Wilkes- Barre North End East End Heights Miners Mills Parsons Central	Public services client based	CDBG: \$18,400	Public service activities for Low/Moderate Income Housing Benefit: 600 Households Assisted

Sort Order	Goal Name	Start Year	End Year	Category	Geographic Area	Needs Addressed	Funding	Goal Outcome Indicator
8	HOME Administration	2020	2024	Administration	Rolling Mill Hill South Wilkes- Barre North End East End Heights Miners Mills Parsons Central	HOME Administration	HOME: \$35,727	Other: 0 Other
9	HOME Program	2020	2024	Affordable Housing	Rolling Mill Hill South Wilkes- Barre North End East End Heights Miners Mills Parsons Central	HOME Program	HOME: \$267,954	Homeowner Housing Added: 1 Household Housing Unit Homeowner Housing Rehabilitated: 3 Household Housing Unit

Sort Order	Goal Name	Start Year	End Year	Category	Geographic Area	Needs Addressed	Funding	Goal Outcome Indicator
10	CHDO Set aside	2020	2024	Affordable Housing	Rolling Mill Hill South Wilkes- Barre North End East End Heights Miners Mills Parsons Central	CDHO set aside	HOME: \$53,591	Homeowner Housing Added: 1 Household Housing Unit
11	Economic Development	2020	2024	Non-Housing Community Development	Rolling Mill Hill South Wilkes- Barre North End East End Heights Miners Mills Parsons Central	Economic Development	CDBG-CV: \$518,361	Businesses assisted: 15 Businesses Assisted

Table 55 – Goals Summary

Goal Descriptions

1	Goal Name	CDBG Administration
	Goal Description	Eligible costs associated with the administration of the Community Development Block Grant program.
2	Goal Name	Public Facilities
	Goal Description	The Purchase of equipment for the City of Wilkes-Barre Bureau of Fire for FY 2020. Equipment to be purchased include a Fire Turnout Gear and racks, Fire Hose, Thermal Imaging Camera, Hydraulic Rescue Tools (Jaws of life), Self-contained breathing Apparatus Bottles and miscellanies items.
3	Goal Name	Public Improvements & Infrastructure
	Goal Description	Serving low/moderate income census tracks and block groups with greater than 51% low/moderate percentage. Projects include roadway reconstruction, bridges, creek walls, ADA curb cuts, sidewalks and any other activities that are eligible under this category.
4	Goal Name	Demolition
	Goal Description	Demolition and Site clearance on a spot basis of substandard units not suitable for rehabilitation.
5	Goal Name	Housing Rehabilitation
	Goal Description	Emergency housing rehabilitation program for owner occpuied housing units that are at or below the 80% AMI income category.
6	Goal Name	Public services Low/Moderate areas
	Goal Description	Public service activities for benefit of residents in low/moderate eligible areas.
7	Goal Name	Public services client based
	Goal Description	Public services for the benefit of low/moderate income residents.

8	Goal Name	HOME Administration
	Goal Description	Eligible costs associated with the administration of the HOME Investment Partnership program.
9	Goal Name	HOME Program
	Goal Description	Funds will be used for acquisition, rehabilitation, construction of new homeownership and rental units and other eligible HOME costs.
10	Goal Name	CHDO Set aside
	Goal Description	15% of the HOME entitlement set aside for a CHDO for an eligible activity leading to the development of an affordable housing unit as required by the HOME regulations.
11	Goal Name	Economic Development
	Goal Description	<p>The City of Wilkes-Barre's primary goals for the community are to improve the standard of living and the economic opportunities for City residents, and to revitalize neighborhood commercial and industrial areas, as well as the central business district. In addition, the City will strive to:</p> <p>Increase employment opportunities in the City, with special attention to strengthening the commercial/industrial base;</p> <ul style="list-style-type: none"> • Assist businesses through micro-enterprise assistance • Facilitate the adaptation and reuse of existing vacant and under-utilized land and • Create a lending program to facilitate economic development projects.

Projects

AP-35 Projects – 91.220(d)

Introduction

With input from a number of residents, social service providers and the business community to name a few, with data from a variety of sources, including the Diamond City Partnership & our Community Survey, along with hands-on experience in front-line services to our most vulnerable populations in the City, Wilkes-Barre plans a variety of activities in FY 2020 to address a wide range of challenges for those populations. Infrastructure improvements, housing rehabilitation programs, homeless services and childrens programming, preparing for, preventing and responding to any natural disaster or pandemic and support for area business are just some of the approaches to improving our neighborhoods, affordable housing opportunities and most importantly, families in Wilkes-Barre.

Projects

#	Project Name
1	CDBG Administration 2020
2	Public Facilities - Fire Equipment 2020
3	Public Improvements & Infrastructure 2020
4	Demolition 2020
5	Housing Rehabilitation 2020
6	Public services Low/Moderate areas 2020
7	Public Services Client Based 2020
8	HOME Administration 2020
9	HOME Program 2020
10	CHDO 2020
11	CV-CDBG Administration
12	CV-Public Services Client Based 2020
13	CV- Public Services Low/Moderate areas 2020
14	CV- Public Facilities 2020
15	CV-Economic Development 2020

Table 56 – Project Information

Describe the reasons for allocation priorities and any obstacles to addressing underserved needs

As described in the City of Wilkes-Barre's 5 year Consolidated Plan, allocation priorities were established by various factors. These factors include a total City wide low/mod population of 56.61% as well as an

aging housing stock with over 80% of housing units being built before 1940 coupled with input from multiple City Departments, residents and numerous requests from public service agencies are all taken into consideration when developing a plan. One of the main contributing obstacles to developing said plan is forecasting future entitlement amounts.

AP-38 Project Summary
Project Summary Information

1	Project Name	CDBG Administration 2020
	Target Area	Rolling Mill Hill South Wilkes-Barre North End East End Heights Miners Mills Parsons Central
	Goals Supported	CDBG Administration
	Needs Addressed	CDBG Administration
	Funding	CDBG: \$311,331
	Description	Funding allocated for the administration of the CDBG Program for FY 2020
	Target Date	12/31/2020
	Estimate the number and type of families that will benefit from the proposed activities	Its estimated that 40,835 residents of the City of Wilkes-Barre would benefit from this project.
	Location Description	Activity will take place at Wilkes-Barre City Hall located at 40 East Market Street Wilkes-Barre PA 18711.
	Planned Activities	Eligible costs associated with the administration of the Community Development Block Grant program.
2	Project Name	Public Facilities - Fire Equipment 2020
	Target Area	Rolling Mill Hill South Wilkes-Barre North End East End Heights Miners Mills Parsons Central
	Goals Supported	Public Facilities
	Needs Addressed	public facilities
	Funding	CDBG: \$335,974

	Description	Purchase of fire fighting equipment for the City of Wilkes-Barre Fire Department.
	Target Date	12/31/2020
	Estimate the number and type of families that will benefit from the proposed activities	Estimated that 40,835 residents will benefit from this activity.
	Location Description	City wide
	Planned Activities	The Purchase of equipment for the City of Wilkes-Barre Bureau of Fire for FY 2020. Equipment to be purchased include hydraulic rescue tools (jaws of life), Fire Turnout Gear, racks and boots, Fire Hose, Thermal Imaging Camera, self-contained breathing apparatus bottles and miscellaneous fire equipment. Please, note that \$190,206.00 in PI will be used to complete the purchase of a ladder truck upon delivery.
3	Project Name	Public Improvements & Infrastructure 2020
	Target Area	Rolling Mill Hill South Wilkes-Barre North End East End Heights Miners Mills Parsons Central
	Goals Supported	Public Improvements & Infrastructure
	Needs Addressed	Public Improvements & Infrastructure
	Funding	CDBG: \$588,800
	Description	Improvements to low/mod income areas, activities will include street reconstruction, ADA improvements, Playgroud reconstruction and associated engineering costs.
	Target Date	12/31/2020
	Estimate the number and type of families that will benefit from the proposed activities	Its estimated that 40,835 residents of the City of Wilkes-Barre would benefit from this project.

	Location Description	City wide
	Planned Activities	Improvements to low/mod income areas including street & park reconstruction, ADA compliance for both streets and parks activities and the associated engineering costs.
4	Project Name	Demolition 2020
	Target Area	Rolling Mill Hill South Wilkes-Barre North End East End Heights Miners Mills Parsons Central
	Goals Supported	Demolition
	Needs Addressed	Demolition
	Funding	CDBG: \$266,307
	Description	Demolition and site clearance of substandard structures that are not suitable for rehabilitation.
	Target Date	12/31/2020
	Estimate the number and type of families that will benefit from the proposed activities	Its estimated that 40,835 residents of the City of Wilkes-Barre would benefit from this project by the elimination of slum and blight.
	Location Description	City wide.
	Planned Activities	Demolition and site clearance of substandard structures that are not suitable for rehabilitation on a City wide basis.
5	Project Name	Housing Rehabilitation 2020
	Target Area	Rolling Mill Hill South Wilkes-Barre North End East End Heights Miners Mills Parsons Central

	Goals Supported	Housing Rehabilitation
	Needs Addressed	Housing Rehabilitation
	Funding	CDBG: \$85,000
	Description	Emergency rehabilitation services to income eligible owner occupied housing units.
	Target Date	12/31/2020
	Estimate the number and type of families that will benefit from the proposed activities	Its estimated that 20 income eligible homeowners in the City of Wilkes-Barre would benefit from this project.
	Location Description	City wide
	Planned Activities	The emergency rehabilitation program consists of providing emergency services for housing code violations which could lead to continued deterioration of the structure and lead to the homeowner becoming homeless due to unsafe/unsanitary conditions as well as accessibility issues.
6	Project Name	Public services Low/Moderate areas 2020
	Target Area	Rolling Mill Hill South Wilkes-Barre North End East End Heights Miners Mills Parsons Central
	Goals Supported	Public services Low/Moderate areas
	Needs Addressed	Public services low/moderate area
	Funding	CDBG: \$141,500
	Description	Public services activities that benefit low/mod service areas. These activities include Osterhout South, Catholic Social Services (Men's shelter), Volunteers of America PA (Woman's Shelter), Domestic Violence Service Center and Community Policing.
	Target Date	12/31/2020

	Estimate the number and type of families that will benefit from the proposed activities	Its estimated that 40,835 residents of the City of Wilkes-Barre would benefit from this project.
	Location Description	Osterhout Library South is located at 2 Airy Street Wilkes-Barre PA 18702 while the others are on a city wide basis.
	Planned Activities	Public services activities that benefit low/mod service areas. These activities include Osterhout South, Catholic Social Services, Volunteers of America PA, Domestic Violence Service Center and Community Policing.
7	Project Name	Public Services Client Based 2020
	Target Area	Rolling Mill Hill South Wilkes-Barre North End East End Heights Miners Mills Parsons Central
	Goals Supported	Public services client based
	Needs Addressed	Public services client based
	Funding	CDBG: \$18,400
	Description	Public service activities that service low/mod income residents. Including YMCA, Victims Resource Center, Child Development Council and Wyoming Valley Children's Association.
	Target Date	12/31/2020
	Estimate the number and type of families that will benefit from the proposed activities	Its estimated that 688 residents of the City of Wilkes-Barre would benefit from this project.
	Location Description	
	Planned Activities	CDBG funding provided for public service client based activities located at the YMCA, Victims Resource Center, Child Development Council and Wyoming Valley Children's Association.
8	Project Name	HOME Administration 2020

	Target Area	Rolling Mill Hill South Wilkes-Barre North End East End Heights Miners Mills Parsons Central
	Goals Supported	HOME Administration
	Needs Addressed	HOME Administration
	Funding	HOME: \$38,727
	Description	Funding allocated for the administration of the HOME Investment Partnership Program for FY 2020
	Target Date	12/31/2020
	Estimate the number and type of families that will benefit from the proposed activities	
	Location Description	Activity will take place at Wilkes-Barre City Hall located at 40 East Market Street Wilkes-Barre PA 18711.
9	Planned Activities	Eligible costs associated with the administration of the HOME Investment Partnership program.
	Project Name	HOME Program 2020
	Target Area	Rolling Mill Hill South Wilkes-Barre North End East End Heights Miners Mills Parsons Central
	Goals Supported	HOME Program

	Needs Addressed	CDBG Administration public facilities Public Improvements & Infrastructure Demolition Housing Rehabilitation Public services low/moderate area Public services client based HOME Administration HOME Program CDHO set aside
	Funding	HOME: \$295,455
	Description	Provide affordable housing options through acquisition, rehabilitation or new construction of homeownership and rental units.
	Target Date	12/31/2020
	Estimate the number and type of families that will benefit from the proposed activities	It is estimated that 2 to 4 owner occupied housing units will participate in the HOME rehabilitation program and 1 new construction homeownership or rental unit will be developed.
	Location Description	City wide
	Planned Activities	The City will continue a city-wide owner occupied rehabilitation program for income eligible homeowners as well as work with our CHDO on a new construction homeowner or rental project.
10	Project Name	CHDO 2020
	Target Area	Rolling Mill Hill South Wilkes-Barre North End East End Heights Miners Mills Parsons Central
	Goals Supported	CHDO Set aside
	Needs Addressed	CDHO set aside
	Funding	HOME: \$58,090

	Description	15% of HOME allocation to be used by an certified CHDO for an eligible HOME Program activity that produces a decent, affordable safe housing unit.
	Target Date	12/31/2020
	Estimate the number and type of families that will benefit from the proposed activities	It is estimated that one eligible family will benefit from this activity.
	Location Description	City wide
	Planned Activities	The City will continue to work with our CHDO on a new construction homeowner or rental project, currently in the development phase.
11	Project Name	CV-CDBG Administration
	Target Area	Rolling Mill Hill South Wilkes-Barre North End East End Heights Miners Mills Parsons Central
	Goals Supported	CDBG Administration
	Needs Addressed	CDBG Administration
	Funding	CDBG-CV: \$183,152
	Description	Monies will be used for the administration of eligible CDBG-CV activities in FY 2020.
	Target Date	12/31/2020
	Estimate the number and type of families that will benefit from the proposed activities	Its estimated that 40,835 residents of the City of Wilkes-Barre would benefit from this project.
	Location Description	Activity will take place at Wilkes-Barre City Hall located at 40 East Market Street Wilkes-Barre PA 18711.
	Planned Activities	Eligible costs associated with the administration of the Community Development Block Grant-CV program.

12	Project Name	CV-Public Services Client Based 2020
	Target Area	Rolling Mill Hill South Wilkes-Barre North End East End Heights Miners Mills Parsons Central
	Goals Supported	Public services client based
	Needs Addressed	Public services client based
	Funding	CDBG-CV: \$15,000
	Description	Public service activity to assist low/mod income residents to prevent, prepare for and respond to the COVID-19 pandemic.
	Target Date	12/31/2020
	Estimate the number and type of families that will benefit from the proposed activities	Its estimated that 27 income eligible residents of the City of Wilkes-Barre would benefit from this project.
	Location Description	CDBG-CV funding provided to the Victim's Resource Center located at 360 East End Center, Wilkes-Barre Township PA 18702.
13	Planned Activities	CDBG-CV funding provided to the Victim's Resource Center for a public service client based activity providing crime counseling and other essential services to victims of crime other than domestic violence.
	Project Name	CV- Public Services Low/Moderate areas 2020
	Target Area	Rolling Mill Hill South Wilkes-Barre North End East End Heights Miners Mills Parsons Central
	Goals Supported	Public services Low/Moderate areas
	Needs Addressed	Public services low/moderate area

	Funding	CDBG-CV: \$122,400
	Description	Public services activities that benefit low/mod service areas to prevent, prepare for and respond to the COIVD-19 pandemic. These activities include Catholic Social Services-Men's shelter, Volunteers of America PA-Woman's Shelter, Domestic Violence Service Center and Community Policing.
	Target Date	12/31/2020
	Estimate the number and type of families that will benefit from the proposed activities	Its estimated that 21,071 residents of the City of Wilkes-Barre would benefit from this project.
	Location Description	CDBG-CV funding provided to for low/mod area public service activities on a City wide basis.
	Planned Activities	Public services activities that benefit low/mod service areas. These activities include Catholic Social Services-Men's shelter, Volunteers of America PA-Woman's shelter, Domestic Violence Service Center-Victims of DV shelter and Community Policing.
14	Project Name	CV- Public Facilities 2020
	Target Area	Rolling Mill Hill North End Central
	Goals Supported	Public Facilities
	Needs Addressed	public facilities
	Funding	CDBG-CV: \$125,000
	Description	Public Facilities activities that will prevent, prepare for and respond to the COIVD-19 pandemic
	Target Date	12/31/2020
	Estimate the number and type of families that will benefit from the proposed activities	Its estimated that every resident (40,835) and visitor to the City of Wilkes-Barre that would use any one of the identified public facilities would benefit from this project.

	Location Description	CDBG-CV funding provided for activities located at City Hall 40 East Market Street, three Fire Stations at 20-22 East Ross Street, 313 High Street & 1020 North Washington Street, Department of Public works at 3 Conyngham Avenue and the Intermodal Transportation Center at 47 South Washington Street.
	Planned Activities	Planned Public Facilities activities include deep cleaning, sanitization services of the City's Department of Public Works facility, City Hall, the Intermodal Transportation Center, Fire equipment including but not limited to self-contained breathing masks/other PPE equipment and public parks/playgrounds.
15	Project Name	CV-Economic Development 2020
	Target Area	Rolling Mill Hill South Wilkes-Barre North End East End Heights Miners Mills Parsons Central
	Goals Supported	Economic Development
	Needs Addressed	Economic Development
	Funding	CDBG-CV: \$470,209

	Description	<p>The City of Wilkes-Barre's primary goals for the community are to improve the standard of living and the economic opportunities for City residents, and to revitalize neighborhood commercial and industrial areas, as well, as the central business district. In addition, the City will strive to: Increase employment opportunities/maintain businesses and or low/mod employees in the City, with special attention to strengthening the commercial/industrial base; Provide of assistance to private, for-profit entities, when appropriate to carry out an economic development project. Provide grants or loans to support new businesses or business expansion to create jobs and manufacture medical supplies necessary to respond to infectious disease. Avoid job loss caused by business closures related to social distancing by providing short-term working capital assistance to small businesses to enable retention of jobs held by low- and moderate-income persons. Provision of assistance to microenterprises. Provide technical assistance, grants, loans, and other financial assistance to establish, stabilize, and expand microenterprises that provide medical, food delivery, cleaning, and other services to support home health and quarantine.</p>
	Target Date	12/31/2020
	Estimate the number and type of families that will benefit from the proposed activities	It is estimated that 15 businesses will benefit from this activity.
	Location Description	City wide.
	Planned Activities	To provide CDBG-CV funding to non-chain, small businesses in the City to prevent, prepare for and respond to the COVID-19 pandemic.

AP-50 Geographic Distribution – 91.220(f)

Description of the geographic areas of the entitlement (including areas of low-income and minority concentration) where assistance will be directed

The City of Wilkes-Barre has an overall low/moderate population of 56.61%. Twelve of the sixteen census tracts in the City of Wilkes-Barre have a low/moderate % greater than 51%.

Additionally, three of the remaining four census tracts have block groups with a composition greater than 51%. The City of Wilkes-Barre will utilize its entitlement to continue to address the needs of low/moderate populations and areas where qualified minority populations are identified.

Geographic Distribution

Target Area	Percentage of Funds
Rolling Mill Hill	14
South Wilkes-Barre	11
North End	14
East End	11
Heights	14
Miners Mills	14
Parsons	10
Central	12

Table 57 - Geographic Distribution

Rationale for the priorities for allocating investments geographically

Using the data from the ACS 2011-2015 census maps the City of Wilkes-Barre has been able to identify the eligible areas for entitlement funding. Interaction with citizens through the Mayors Help Line, City Council Meetings, feedback from our Community Survey as well as input from the City's Bureau of Fire and Department of Public Works enables the Bureau of Community Development to develop list of priority needs within our community.

Note, the City of Wilkes-Barre's Public Service activities are a continuation of previously funded activities, however new public services requests are reviewed and approved dependent on funding received.

Discussion

The funding levels for the City of Wilkes-Barre's HUD entitlement programs has decreased dramatically since FY 2010. Although the City's CDBG and HOME entitlements increased the last two years we are still below the numbers from 2010 the CDBG funding was \$2,098,045.00 compared to \$1,556,657.00 in

2020. In 2010 the HOME Program funding was \$403,121.00 compared to \$387,272.00 in 2020 with a low of \$226,863.00 in FY 2015. These drastic fluctuations in funding presents a greater difficulty for planning and budgeting for future projects.

Affordable Housing

AP-55 Affordable Housing – 91.220(g)

Introduction

One of the goals of the City of Wilkes-Barre is to provide safe affordable housing options to our residents. The City has used each of our two entitlement programs to work toward achieving this goal. The CDBG program funds are used to maintain and rehabilitate the existing housing stock for income eligible owner occupied residents with substandard units that are suitable for rehabilitation. The HOME Program primary objective is to acquire, rehabilitate and construct new housing units.

One Year Goals for the Number of Households to be Supported	
Homeless	0
Non-Homeless	0
Special-Needs	0
Total	0

Table 58 - One Year Goals for Affordable Housing by Support Requirement

One Year Goals for the Number of Households Supported Through	
Rental Assistance	0
The Production of New Units	1
Rehab of Existing Units	27
Acquisition of Existing Units	0
Total	28

Table 59 - One Year Goals for Affordable Housing by Support Type

Discussion

Addressing the needs for affordable housing and the needs of special populations is contingent upon funding. Over the past several years the City has seen an increase in requests for assistance while at that same time received decreases in funding annually. In FY's 2018 & 2019 the City of Wilkes-Barre received an increase in our CDBG & HOME entitlement funding for the first time since 2010. FY 2020 entitlement funding levels stayed consistent with FY's 2018 & 2019 which will provide more resources to address affordable housing issues as they are presented. The City of Wilkes-Barre will continue to try and leverage other funding sources to help address the gap.

The City of Wilkes-Barre has not been a recipient of the Emergency Solutions Grant since FY 2015.

AP-60 Public Housing – 91.220(h)

Introduction

The Wilkes-Barre Housing Authority was established on November 18, 1963 for the purpose of “The clearance, preplanning and reconstruction of the areas in which slum & blight exist within the City of Wilkes-Barre; as well as providing safe and sanitary dwelling accommodations for persons of low income through new construction or reconstruction, restoration, reconditioning, remodeling or repair of existing structures”. It is the mission of the Wilkes-Barre Housing Authority to provide affordable housing to the City of Wilkes-Barre’s low income residents, families and elderly population, to insure the proper maintenance of such housing, and to work to improve the quality of life of our tenant population by maintaining close relationship with community agencies that provide services to the low-income community.

Actions planned during the next year to address the needs to public housing

The Wilkes-Barre Housing Authority provides the management of (6) low/mod income housing complexes throughout the City of Wilkes-Barre. These sites include Lincoln Plaza, Boulevard Townhomes, Mineral Springs Village, East End Towers, South View Manor and Valley View Terrace.

As outlined in the Authority’s 2020 Capital Fund Plan, improvements to the Wilkes-Barre Housing Authority facilities will include the following items:

Replacement of 21,000 square feet carpeting in units and common areas, replace Carpeting, Ceiling Tiles, Paint, Blinds in the community room, replace GFI outlets in 100 units, Upgrade Hallway/Fire/Common Area Tower Lighting on 7 floors, Correct Settlement & Draining Problems at various spots, Upgrade Apartment Door Locks in 100 units and upgrade the compactor/dumpster system at East End Towers, Replacement of 19,000 square feet of carpeting in units and common areas, upgrade the compactor/dumpster system, Increase Parking/Refurbish 2 Existing Parking Areas, Replace Fencing/Railings 100 feet, Replace 65 Exterior Apartment Doors, replace stoves and refrigerators in 20 units at Lincoln Plaza, replacement of smoke detectors in 90 units, electrical meter bases in 92 units, hot water heaters in 92 units, stoves and refrigerators in 10 units at Mineral Springs Village, replacement of 35,000 square feet of carpeting in units and common areas, upgrade the compactor/dumpster system, Upgrade Hallway/Fire Tower/Common Area Lighting on 7 floors, Replace Carpeting, Ceiling Tiles, Paint, Blinds in the common room, Replace GFI Outlets in 90 units, Upgrade Apartment Door Locks in 90 units and the replacement of the emergency generator at South View Manor, replacement of 35,000 square feet of carpeting in units and common areas, upgrade the compactor/dumpster system, replacement of 20 stoves, 20 refrigerators and the replacement of 17,000 square feet of roof at Valley View Terrace, and replacement of roof/gutters on 10 buildings, 75 hot water heaters, 20 stoves, 20 refrigerators and the removal of chimneys on 25 building at Boulevard Townhomes. Total estimated cost is \$1,818,820.00.

Actions to encourage public housing residents to become more involved in management and

participate in homeownership

Several of the public housing residents are active with the Resident Advisory Board. This Board meets to discuss the line items contained in the Authority's five (5) Year and Annual Plans to provide their input regarding upcoming items as well as discuss any issues that may arise at their locations. The Wilkes-Barre Housing Authority does not offer a homeownership program at this time.

If the PHA is designated as troubled, describe the manner in which financial assistance will be provided or other assistance

The Wilkes-Barre Housing Authority carries a Standard Performance Classification.

Discussion

The City of Wilkes-Barre, through the Office of the Mayor and Bureau of Community Development work closely with the Wilkes-Barre Housing Authority to ensure that all laws, ordinances and regulatory requirements are being followed.

The City of Wilkes-Barres Environmental Review Officer provides determinations of the Authority's Annual Capital Fund Program as it applies to 24CFR Part 58.34 & 58.35. Lastly, the Mayor of Wilkes-Barre City signs off on the Authority's Annual Statement of Consistency to ensure that the needs of public housing are consistent with the City of Wilkes-Barre's five (5) Year Consolidated plan.

AP-65 Homeless and Other Special Needs Activities – 91.220(i)

Introduction

The City of Wilkes-Barre is part of the Luzerne County Continuum of Care (CoC) and signs a certificate of consistency on an annual basis for the (CoC) application and consolidated plan.

Persons with special needs include elderly, frail elderly, persons with developmental challenges, drug & alcohol dependency and persons with HIV/AIDS. Households in this category traditionally receive case management services to identify the particular needs of the individual or household. Supportive service agencies within the city include...Luzerne County Bureau of Aging, Luzerne County Office of Human Services, City of Wilkes-Barre's Health Department, Wyoming Valley AIDS Council and The Commission on Economic Opportunity. Additionally, the 24 hours/7 days a week Pennsylvania Crisis Support 2-1-1/Help Line, Northeast Region Information System Powered by United Way, maintains a listing of over 400 local agencies and 16,000 additional regional, state and national resources. Services offered locally include free dental & medical clinics, counseling providers, homeless services, drug and alcohol, aging, youth services are available.

Other Special Needs Activities include the following;

Elderly/Frail Elderly

The needs of the elderly are largely met by The Luzerne County Human Services Division, specifically through the Bureau of Aging. One of the main concerns identified was the need for housing repairs as well as adaptive repairs to help the elderly stay in their homes. The City of Wilkes-Barre has established a close relationship with the Luzerne County Bureau of Aging and has allocated monies to the Commission on Economic Opportunity for the Emergency Rehabilitation Program (roofs, furnaces, hot water heaters etc.) to help residents remain in their homes. In addition, the City of Wilkes-Barre has various housing rehabilitation programs to help supplement their needs.

Developmentally Disabled

The City of Wilkes-Barre received a copy of the Luzerne County Mental Health/Developmental Services, Human Services Block Grant Plan 2018-2019. This plan provides an analysis of the service system needs.

Alcohol/Drug Dependency

The Luzerne/Wyoming County Drug & Alcohol Program provides a comprehensive system that includes case management, treatment planning, prevention and intervention services.

HIV/AIDS and their families

The Wilkes-Barre City Health Department's HIV/AIDS Program (WBCHD) conducts confidential HIV testing during all regularly scheduled clinics for HIV, STD, and TB and upon request. HIV testing is promoted on the department's Facebook, city website, and newspaper. Stationary and digital billboards have been utilized. All nurses have completed specific HIV training as required by the Pennsylvania Department of Health (PADOH) and CDC. Staff participates in yearly training, webinars, updates, and programs sponsored by the PADOH. The WBCHD is prepared to respond to an outbreak response plan for HIV cluster investigation or outbreak.

As identified in the table 27 in section NA-40 of the City's most recent 5 year plan there were 0 homeless individuals that identified as experiencing HIV/AIDS.

Describe the jurisdictions one-year goals and actions for reducing and ending homelessness including

Reaching out to homeless persons (especially unsheltered persons) and assessing their individual needs

The City of Wilkes-Barre will continue to provide CDBG funding for activities to assist the homeless where appropriate. Unfortunately, the City of Wilkes-Barre is no longer a recipient of the Emergency Solutions Grant which would provide much more resources to reduce and even end homelessness.

The City of Wilkes-Barre is an active member of the Luzerne County Continuum of Care and shares information with the CoC pertaining to homeless camps that have been identified by either the City Police or Fire Departments which helps maximize the outreach process especially during the one night count.

Addressing the emergency shelter and transitional housing needs of homeless persons

In determining the needs of homeless individuals, the City works closely with the Luzerne County Continuum of Care. The CoC member agencies are made up by representatives from the Bureau of Aging, The Commission on Economic Opportunity, Hope for Veterans, Catholic Social Services and Domestic Violence to name a few. The Bureau of Community Developments Program Manager attends the quarterly Homeless Coalition meetings which focus on the needs, services of individual programs and dialog leads to a more efficient method of delivery of homeless services.

Helping homeless persons (especially chronically homeless individuals and families, families with children, veterans and their families, and unaccompanied youth) make the transition to permanent housing and independent living, including shortening the period of time that individuals and families experience homelessness, facilitating access for homeless individuals and families to affordable housing units, and preventing individuals and families who were recently homeless from becoming homeless again

The transition period from being homeless to permanent housing is not a quick one. In many cases underlying barriers such as mental health issues, alcohol and drug dependencies, credit issues, basic life skills and lack of consistent employment history need to be addressed first.

The City of Wilkes-Barre will continue to work with the CoC as well as various agencies to address the Mayors Challenge to End Veteran's Homelessness issued by former President Obama.

Helping low-income individuals and families avoid becoming homeless, especially extremely low-income individuals and families and those who are: being discharged from publicly funded institutions and systems of care (such as health care facilities, mental health facilities, foster care and other youth facilities, and corrections programs and institutions); or, receiving assistance from public or private agencies that address housing, health, social services, employment, education, or youth needs

Once an "at risk" person is identified, the CoC can refer that person to the appropriate agency for assistance. When this person arrives at the agency they were referred to, case management staff will begin an assessment of needs to help identify what housing barriers are presenting and formulate a plan to overcome said barriers. Some of the areas that this assessment can help identify are life skills, budgeting skills, employment issues as well as whether the need is rental assistance or rapid rehousing. The entire CoC works together to share information and network so the system remains fluid and easy for individuals seeking services to access.

It is important that persons recently released from prison, mental health/drug & alcohol treatments facilities, foster care etc., are not released without a proper discharge plan in place.

Discussion

With Luzerne County (Wilkes-Barre is the County seat) having the highest percentage of unemployment rate out of 67 counties since mid-2010, the homeless and special needs service providers are seeing an increase for requests for assistance at the same time funding has decreased over the same period of time. A coordinated effort within the Continuum of Care helps identify the current needs for services. The elimination of all barriers to homelessness is a far reaching goal, but a goal that needs continued support from all levels of government from Federal, State to Local.

The City of Wilkes-Barre will continue to work with homeless and other special needs providers. It is imperative to identify gaps in services and to maintain communication with service providers.

AP-75 Barriers to affordable housing – 91.220(j)

Introduction:

Barriers to affordable housing can take many forms. Age of housing stock, lack of availability of safe/affordable housing, land use controls and zoning ordinances can all be contributing factors in identifying barriers to affordable housing.

Actions it planned to remove or ameliorate the negative effects of public policies that serve as barriers to affordable housing such as land use controls, tax policies affecting land, zoning ordinances, building codes, fees and charges, growth limitations, and policies affecting the return on residential investment

The City of Wilkes-Barre realizes that public policies can serve as a barrier to affordable housing, some of the issues and remedies are...

1. **Taxing policies that affect land and property:** The City has included some of the hardest to development/market pieces of properties in the Pennsylvania Keystone Opportunity Zone. This program offers financial incentives in the form of tax breaks, no state or local taxes for a period of ten (10) years as an incentive for developers to improve and offer competitive sale prices to low and moderate income individuals and families.
2. **Land use controls and zoning ordinances:** The City, through its Office of Planning and Zoning, does everything it possibly can to assist all property owners in meeting the City Code and in helping them apply for variances and waivers when needed.
3. **Building Codes:** The City, through its Code Enforcement Office and its Neighborhood Impact Team (NIT), are very diligent in assuring that all building codes are met. This is done to assure that all residents have safe housing. The NIT, with the help of local agencies is also there to help meet the needs of individuals that become displaced due to unsafe housing conditions. The City uses the International Construction Code for all aspects of code compliance except electrical which is National Electrical Code. All codes are automatically updated by ordinance when the updates of each national code are published.
4. **Fee and Charges:** Persons with limited financial resources may request and are usually granted a waiver of fees and charges. The City's unwritten policy is to insure safe housing, not raise revenue through fees.
5. **Growth Limits:** Presently, the City does not have a problem with growth limits as far as resident structures are concerned. There is currently a surplus of housing stock in the City.
6. **Return on Residential Investment:** The City is concentrating its efforts on problem properties throughout the City. Substandard properties affect the value of all the neighboring properties. The City's unwritten policy is to improve the quality of life as well as the property values in the neighborhoods where substandard properties exist.

Discussion:

Safe and affordable housing is the primary goal of the City of Wilkes-Barre. In 2016 the City of Wilkes-Barre went live with a Community Survey seeking responses to a number of Community Development questions including barriers to Affordable Housing. Some of the affordable housing issues identified in the survey responses are: Increase percentage of owner-occupied homes, Emergency Assistance (emergency repairs), Homeownership Assistance (down payment/low interest loans), Major Home Improvement Assistance (structural, electrical, heating, plumbing issues), Minor Home Improvement Assistance (paint, doors, windows, roof), and Weatherization/Energy Efficiency/"Green" Building Improvements all scored in the High Need category. These results have caused the City of Wilkes-Barre to reevaluate our Community Development programs and make necessary changes to program design to better meet the needs of the low/mod residents within the City. A continuation of two key changes in FY 2019 will continue in FY 2020. The City of Wilkes-Barre has increased CDBG funding for the Emergency Rehabilitation Program as well as continue to implement a Low/Mod Owner Occupied Rehabilitation Program using funds from the HOME Investment Partnership Program.

AP-85 Other Actions – 91.220(k)

Introduction:

The following describes the City of Wilkes-Barre's actions to address the underserved, affordable housing, lead based paint hazards, poverty level – families, institutional structure and to enhance the coordination between public and private housing and social service agencies.

Actions planned to address obstacles to meeting underserved needs

The City of Wilkes-Barre will continue to utilize its CDBG and HOME allocations to address the need for decent affordable housing within the City.

All CDBG funded activities are designed to address the needs of the City's underserved population. Included within these activities is the Emergency Rehabilitation Program. This program delivers assistance to owner occupied residents who have a total household income at or below 80% of the median income for the area and who have code violations which are detrimental to their health and safety. Although these homes are in a substandard condition, they are suitable for rehabilitation which allows the resident to continue to live in their home while the code issues are resolved through the Emergency Rehabilitation Program. Additionally, CDBG monies are utilized to carry out various public service activities to meet the needs of underserved populations. Funding provided to Victim's Resources is used to provide counseling services to victims of a crime and their families.

Other efforts to meet the needs of the underserved include an existing referral network, where participants in one program are often referred to other agencies within the City for additional assistance. An example, a low income participant in the City's owner occupied Home Rehabilitation Grant Program might also be referred to CEO for weatherization services or the Bureau of the Aging to address other household needs.

Actions planned to foster and maintain affordable housing

The City of Wilkes-Barre will continue to use the following programs to maintain the affordable housing stock...

1. **Emergency Rehabilitation Program:** This grant program is designed to provide assistance to qualifying low/mod income owner occupied households to correct emergency housing code violations that are or will become detrimental to the health and safety of the occupants, i.e., furnace repairs & electrical issues. The Commission of Economic Opportunity administers this program on the City's behalf.
2. **Low Interest Housing Loan/Grant Program:** The City of Wilkes-Barre is implementing a housing rehabilitation loan/grant program for owner occupied 1-2 unit structures. The goal of this program is to maintain the existing housing stock in the City. Loans and grants will be available to qualifying households for the purpose of bringing their homes into compliance with the

housing code. Lead based paint reduction will also be included for those properties built prior to 1978.

3. **HOME Investment Partnership Program:** The City of Wilkes-Barre may choose from a broad range of eligible activities when using HOME funds. Some of the possible eligible activities include, using HOME funds to provide purchase or rehabilitation, financial assistance to eligible homeowners or prospective first time home owners; build or rehabilitate housing for rent or ownership; or for “other reasonable and necessary expenses related to the development of non-luxury housing, “including site acquisition or improvement, demolition of dilapidated units to make way for HOME assisted development, and payment or relocation expenses.

Actions planned to reduce lead-based paint hazards

The City of Wilkes-Barre Bureau of Community Development will continue to work with the Wilkes-Barre Health Department to perform lead-based paint risk assessment inspections, complete work write-ups and perform initial and final inspections in regard to lead based paint hazard reduction as required for our Owner Occupied Rehabilitation Programs. The City’s Health Department will work closely with the City’s Community Development staff to assure that all housing code violations and lead based paint reduction activities are completed as well as perform clearance testing at the conclusion of the rehabilitation and lead based paint reduction activities in accordance with Title X of the Housing & Community Development Act of 1992.

Pennsylvania ranks second in the nation for pre-1950 housing units and these homes are the primary source of childhood lead poisoning. By creating more healthy housing the Lead Hazard Control Grant is working toward the elimination of childhood lead poisoning and toward the creation of healthier home environments.

The City of Wilkes-Barre also anticipates that its Health Department will refer those households with identified lead-based paint hazards to our programs. The City will evaluate the households and if they meet our guidelines, we will perform the lead based paint reduction activities.

Actions planned to reduce the number of poverty-level families

While developing the anti-poverty strategy, the City of Wilkes-Barre has coordinated its efforts with the Commission on Economic Opportunity; the designated anti-poverty agency for Wilkes-Barre and all of Luzerne County. The CEO was created in 1965 under the Office of Economic Opportunity and in the ensuing fifty five years has focused its efforts on research, planning, program development and direct services on both overcoming as well as amelioration the efforts in assisting low/mod income individuals and families.

Basic elements of the anti-poverty strategy include:

- Evaluate institutional barriers to the delivery of anti-poverty programs to lower income

residents.

- Expand local employment opportunities to lower income residents including job skill development.
- Integrate social service delivery and housing program delivery.
- Make the allocation of resources to move lower income persons out of poverty a priority.

Improve access of lower income persons to public officials and institutions.

Actions planned to develop institutional structure

The Wilkes-Barre Bureau of Community Development will continue to implement the Community Development Block Grant and Home Investment Partnership Programs.

The Community Development Office will continue to be a conduit for federal funds and implementation of the Housing & Community Development Plan.

The staff of the Bureau of Community Development will continue to participate in HUD sponsored training programs as well as technical assistance from our Senior CPD field representative to provide more efficient and comprehensive program management.

Actions planned to enhance coordination between public and private housing and social service agencies

The City of Wilkes-Barre, through its Bureau of Community Development, works closely with public and private nonprofit agencies and public service organizations to identify and address the housing and non-housing community development needs throughout the entire city. These include the Commission of Economic Opportunity, Housing Development Corporation of NEPA, Volunteers of America/PA, Domestic Violence Service Center, as well as the Wilkes-Barre Housing Authority among others.

Discussion:

Other actions show the importance of the coordinated effort by multiple agencies to service the wide variety of needs. Without this interaction, gaps in providing services for the needs presented in the community will expand. The Office of Economic & Community Development will continue to keep working with the local, state and federal officials to achieve the goals and objectives of with regards to the HUD entitlement programs.

Program Specific Requirements

AP-90 Program Specific Requirements – 91.220(I)(1,2,4)

Introduction:

This section deals with program specifics of the Community Development Block Grant and the HOME Investment Partnership Program.

The 3 year certification period for the Community Development Block Grant Program to achieve 70% low/moderate expenditure levels is 2018, 2019 & 2020.

Community Development Block Grant Program (CDBG)

Reference 24 CFR 91.220(I)(1)

Projects planned with all CDBG funds expected to be available during the year are identified in the Projects Table. The following identifies program income that is available for use that is included in projects to be carried out.

1. The total amount of program income that will have been received before the start of the next program year and that has not yet been reprogrammed	0
2. The amount of proceeds from section 108 loan guarantees that will be used during the year to address the priority needs and specific objectives identified in the grantee's strategic plan.	0
3. The amount of surplus funds from urban renewal settlements	0
4. The amount of any grant funds returned to the line of credit for which the planned use has not been included in a prior statement or plan	0
5. The amount of income from float-funded activities	0
Total Program Income:	0

Other CDBG Requirements

1. The amount of urgent need activities	0
2. The estimated percentage of CDBG funds that will be used for activities that benefit persons of low and moderate income. Overall Benefit - A consecutive period of one, two or three years may be used to determine that a minimum overall benefit of 70% of CDBG funds is used to benefit persons of low and moderate income. Specify the years covered that include this Annual Action Plan.	70.00%

HOME Investment Partnership Program (HOME)

Reference 24 CFR 91.220(I)(2)

1. A description of other forms of investment being used beyond those identified in Section 92.205 is

as follows:

The City of Wilkes-Barre HOME funds will not use any other form of investment not otherwise described in 24 CFR 92.205. The City of Wilkes-Barre has decided to adopt the recapture option for all of our HOME-assisted homebuyer units as described in 24 CFR 92.254 (a)(5)(ii)

2. A description of the guidelines that will be used for resale or recapture of HOME funds when used for homebuyer activities as required in 92.254, is as follows:

Under the recapture option, the City has elected to reduce the amount to be repaid on a pro-rata basis according to the time the homebuyer has owned and occupied the house as measured against the affordability period. Accordingly, under Item 1.A of our Home Buyer Agreement, it states that said financial assistance shall be provided in the form of non-interest bearing, deferred payment forgivable loan, for a term equal to the period of affordability. Should the unit be sold or transferred during the period of affordability, the unforgiven balance of the forgivable loan shall become immediately due and payable, HOME Program funds will be recaptured from the net proceeds of the sale...

1. Net proceeds shall mean the sales price minus repayment of loan balance, other than HOME funds, and closing costs.
2. In the event net proceeds from the sale are not sufficient to recapture the full HOME investment eligible for recapture, plus enable the PARTICIPANT to recover non-subsidized down payment costs and capital improvement investment, (or a reduced amount based on the length of time the PARTICIPANT has owned and occupied the property) the CITY may share net proceeds. The net-proceeds may then be divided proportionally in accordance with Section 92.254 (a) (5)(ii)(A)(2) and (3) of the HOME regulations.

All recaptured funds shall be returned to CITY for deposit in the local HOME Investment Trust Fund account, for use in future HOME eligible activities

3. A description of the guidelines for resale or recapture that ensures the affordability of units acquired with HOME funds? See 24 CFR 92.254(a)(4) are as follows:

The period of affordability for our HOME-assisted homebuyer units will be determined as described at 24 CFR 92.254 (a)(4). Under the recapture option, the period of affordability will be based on the “direct subsidy” provided to the homebuyer. For the City of Wilkes-Barre, this will be the amount of funds that we provide for down payment and closing cost assistance plus the amount of funds that are used to make the unit affordable by reducing the cost from the fair market value to an affordable price

4. Plans for using HOME funds to refinance existing debt secured by multifamily housing that is rehabilitated with HOME funds along with a description of the refinancing guidelines required that will be used under 24 CFR 92.206(b), are as follows:

The City of Wilkes-Barre does not plan to refinance any existing debt for multi-family housing that will be rehabilitated with HOME funds.

Appendix - Alternate/Local Data Sources

1	Data Source Name	Housing market study/needs assessment
	List the name of the organization or individual who originated the data set.	Housing Development Corporation Nepa
	Provide a brief summary of the data set.	Market study/needs assessment for affordable senior rental housing in Wilkes-Barre.
	What was the purpose for developing this data set?	Funding application for the development of 4 Senior rental units located at the Courtright Neighborhood.
	Provide the year (and optionally month, or month and day) for when the data was collected.	Report indicates that the data was collected in 2015 for Courtright Phase 4 and expanded upon in 2018 for Phase 5 and submitted to Housing Development Corporation of NEPA on June 15, 2018.
	Briefly describe the methodology for the data collection.	Information was collected using census information, physical examination of housing market and interviews with local apartment managers.
	Describe the total population from which the sample was taken.	Primary market area for the Senior Cottages at Courtright and the target population was housing availability, affordable housing and housing demographics of the area.
	Describe the demographics of the respondents or characteristics of the unit of measure, and the number of respondents or units surveyed.	Demographics were based on population, age of the population, household trends, age of household, housing tenure and size of household.
2	Data Source Name	Wilkes-Barre Homeless Data
	List the name of the organization or individual who originated the data set.	Luzerne County Continuum of Care
	Provide a brief summary of the data set.	Homeless clients who were served by members of the Luzerne County Continuum of Care Homeless Coalition

	<p>What was the purpose for developing this data set?</p> <p>The purpose was to identify the needs for services of individuals and families, as well as identify sheltered and unsheltered homeless population.</p> <p>Provide the year (and optionally month, or month and day) for when the data was collected.</p> <p>Data was collected in 2018 as part of the 2019 Luzerne County CoC application for funding.</p> <p>Briefly describe the methodology for the data collection.</p> <p>Data was collected from the Luzerne County Continuum of Care HIMS system as well as the Point in Time count.</p> <p>Describe the total population from which the sample was taken.</p> <p>Clients who were served by members of the Homeless Coalition including homeless shelters, domestic violence providers, soup kitchens and Veteran's.</p> <p>Describe the demographics of the respondents or characteristics of the unit of measure, and the number of respondents or units surveyed.</p> <p>Respondents were homeless individuals, families, families with children and Veteran's in either a sheltered or unsheltered environment. Within the coming year, its estimated that over 350 families with children will come to one of seven Continuum of Care funded agencies to request housing assistance of some sort</p>
3	<p>Data Source Name</p> <p>Wilkes-Barre Mapping</p> <p>List the name of the organization or individual who originated the data set.</p> <p>The City of Wilkes-Barre's Office of Community Development.</p> <p>Provide a brief summary of the data set.</p> <p>Using information from the U.S. Census, The City of Wilkes-Barre's Office of Community Development commissioned the preparation of maps to be used in picture format showing the demographics of the City of Wilkes-Barre.</p> <p>What was the purpose for developing this data set?</p> <p>Provide mapping of low/moderate areas, poverty levels, housing and minority populations.</p> <p>How comprehensive is the coverage of this administrative data? Is data collection concentrated in one geographic area or among a certain population?</p> <p>The data collection was city wide including all census tracts and block groups.</p> <p>What time period (provide the year, and optionally month, or month and day) is covered by this data set?</p> <p>Census data ACS – 2011 – 2015</p>

	What is the status of the data set (complete, in progress, or planned)? complete
--	--